samtec

POWER STRIP™ 40



PESS–08–12–L–06.00–SR



PESS–04–10–L–06.00–SR

(6.35 mm) .250"

PESS SERIES

POWERSTRIP™/40 CABLE ASSEMBLY

SPECIFICATIONS

For complete specifications see www.samtec.com?PESS

Insulator Material:
Nylon Black
Contact Material:
Copper Alloy
Plating:
Sn or Au over
50 µ" (1.27 µm) Ni
Latch:
Nylon Black
Operating Temp Range:
-30 °C to +105 °C
Voltage Rating:
600 VAC
846 VDC
Wire:
10 or 12 AWG
RoHS Compliant:
Yes

Mates with:
PET

PESS/PET	
WIRE GAUGE	CURRENT RATING (PER PIN)
10 AWG	34.5 A
12 AWG	29.7 A
1 PIN POWERED	

RUGGEDIZED BY SAMTEC

• Positive latching



RECOGNITIONS

For complete scope of recognitions see www.samtec.com/quality

FILE NO. E111594

COMPONENTS

- For body, see www.samtec.com?IPS6
- For contacts, see www.samtec.com?CC10L www.samtec.com?CC10R

ALSO AVAILABLE (MOQ Required)

- Other platings

Note: Some sizes, styles and options are non-standard, non-returnable.

PESS	–	NO. OF POSITIONS	–	WIRE GAUGE	–	PLATING OPTION	–	ASSEMBLED LENGTH	–	END 1 OPTION	–	END 2 OPTION
		–02, –04, –06, –08		–10 –12		–L = 10 µ" (0.25 µm) Gold on contact, Matte Tin on tail –T = Matte Tin		–"XX.XX" = Wire Length in inches (152.4 mm) 06.00" min.		–SR = Single End –DR = Double End		(Available with –DR only) –NUS = Notch up, straight –NDS = Notch down, straight

NO. OF POSITIONS	A	B	C
–02	(6.35) .250	(36.01) 1.418	(43.9) 1.73
–04	(19.05) .750	(48.71) 1.918	(56.6) 2.23
–06	(31.75) 1.250	(61.41) 2.418	(69.3) 2.73
–08	(44.45) 1.750	(74.11) 2.918	(82.0) 3.23

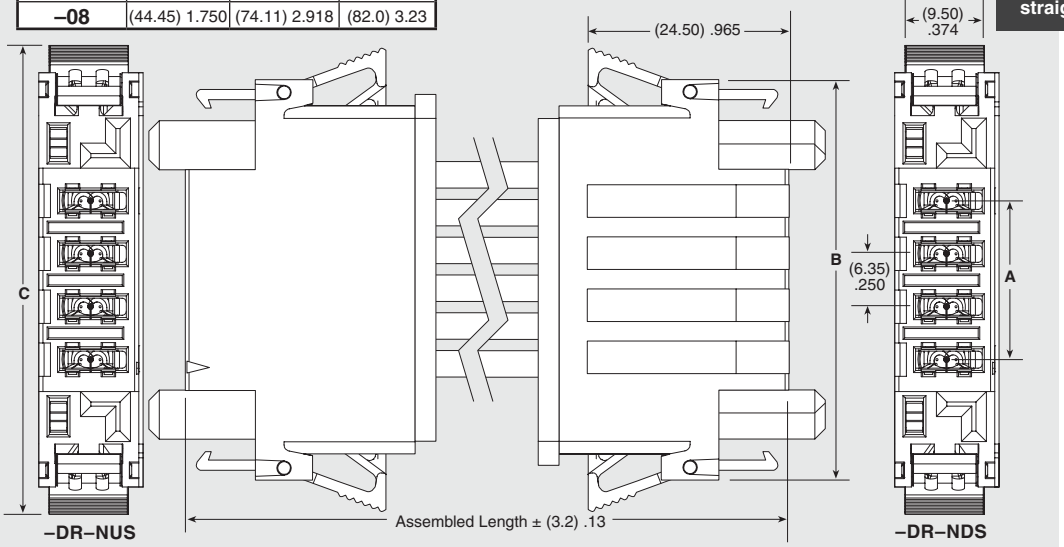

Due to technical progress, all designs, specifications and components are subject to change without notice.

All parts within this catalog are built to Samtec's specifications.
Customer specific requirements must be approved by Samtec and identified in a Samtec customer-specific drawing to apply.