

# 08080100 & 08080480 BATTERY DISCONNECT SWITCHES

150A • SPST • IP65 • M10 Studs • Push and Key to Off

**08080100**



**08080400  
08080480  
with chain**



**08080200**



**08080300  
08080380  
with chain**

## Specifications

<b>Max Operating Voltage:</b>	24V DC
<b>Max Continuous Current:</b>	150A
<b>Intermittent Current:</b>	1200A at 5 sec
<b>Operating Temp:</b>	-40 °C to +85 °C
<b>Ingress Protection:</b>	IP65
<b>Contacts:</b>	Silver-plated Copper
<b>Terminals:</b>	M10 (brass nuts)

## Description

Manual Battery Disconnect Switch features a push button for fast push to off operation in event of an emergency. Rotate knob for ON. Switch status is indicated through a window on the top of the knob.

Manual Battery Disconnect Switch features a key that can be turned counter-clockwise until one "click" is heard for the OFF position. Turn counter-clockwise to the second position to completely remove the key.

## Features/Benefits

- 100-150A continuous current rating
- Push to OFF feature for emergency situations
- Highly visible bright red handle
- Status window built-in the top of the knob
- Waterproof and dustproof to IP65 for push-button, IP54 for key versions

## Applications

- Racing Cars
- Fork-Lift Trucks
- Transpallets
- Water-Crafts

## Web Resources

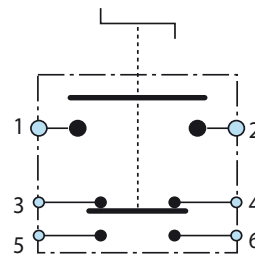
Download 2D print and technical resources at:  
[littelfuse.com/ManualBatterySwitches](http://littelfuse.com/ManualBatterySwitches)

## Mounting Diagram

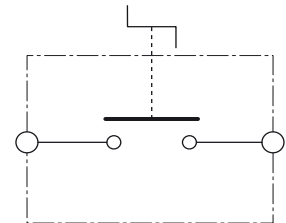


## Electrical Diagram

With supplementary contacts



Standard contacts



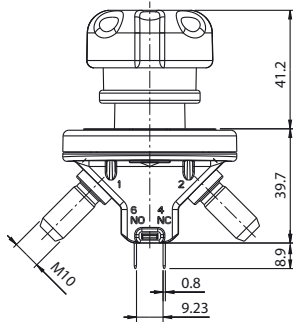
## Ordering Information

PART NUMBER	VOLTAGE	AMPERAGE	CIRCUITRY	MOUNTING	INGRESS	TERMINAL NUTS	NOTES
08080100	12-24V DC	150A	SPST	Through-Hole	IP65	M10 Brass	Push to off whit supplementary contact
08080200	12-24V DC	150A	SPST	Through-Hole	IP65	M10 Brass	Push to off
08080300	12-24V DC	150A	SPST	Through-Hole	IP65	M10 Brass	Key to off
08080380	12-24V DC	150A	SPST	Through-Hole	IP65	M10 Brass	Key to off whit chain
08080400	12-24V DC	150A	SPST	Through-Hole	IP65	M10 Brass	Key to off whit supplementary contact
08080480	12-24V DC	150A	SPST	Through-Hole	IP65	M10 Brass	Key to off whit supplementary contact and chain

# 08080100 & 08080480 BATTERY DISCONNECT SWITCHES

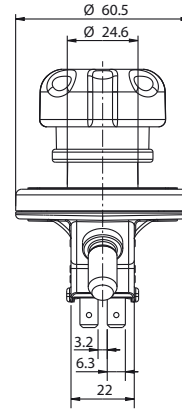
## Dimensions in millimeters

### PUSH VERSIONS



**08080100**

**08080200**



### KEY VERSIONS



**08080300**

**08080380**

**08080400**

**08080480**



**Close contact**



**Open contact**



**Plugging in/Pull Out Key**



Visit [Littelfuse.com](http://Littelfuse.com) for the most up-to-date product information. Littelfuse reserves the right to make product changes, without notice. Material in this document is as accurate as known at the time of publication.