DRAWING MADE IN THIRD ANGLE PROJECTION
THIS DRAWING IS UNPUBLISHED. RELEASED FOR PUBLICATION .19 .
© COPYRIGHT 19 BY AMP INCORPORATED. ALL INTERNATIONAL RIGHTS RESERVED.

LOC	DIST
AD	25

REVISIONS

ZONE	LTR	DESCRIPTION	DATE	APPD
	A	EC 0010-0215-95	2/28/95	LSB
	B	REV PER EC 0512-0016-03	27MAY03	AS

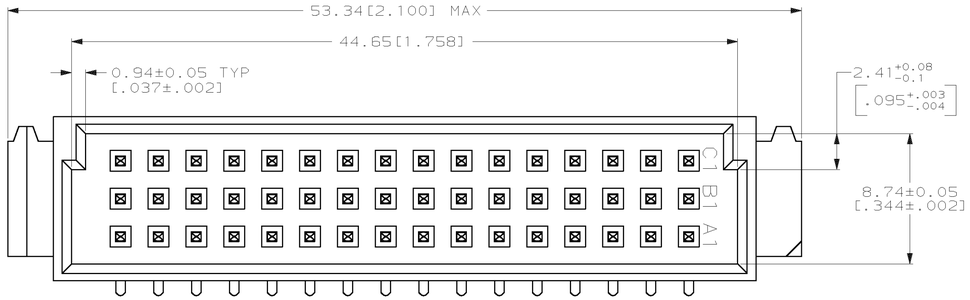

1. HOUSING MATERIAL: GLASS-FILLED POLYESTER. COLOR: GRAY.
2. POST MATERIAL: BRASS.
3. POST FINISH: DIN 41612 CLASS 2 IN CONTACT AREA. TIN-LEAD PLATE ON POSTS.
4. RECOMMENDED HOLE SIZE FOR MANUAL APPLICATION OF CONNECTOR ONTO PC BOARD.
5. PART NUMBER, DATE CODE MARKED THIS APPROXIMATE AREA.
6. MARKING ON THIS SIDE.

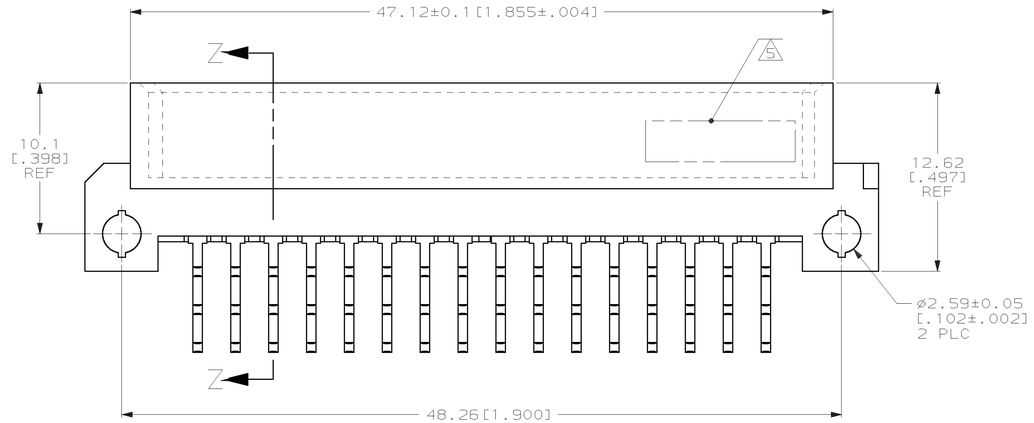

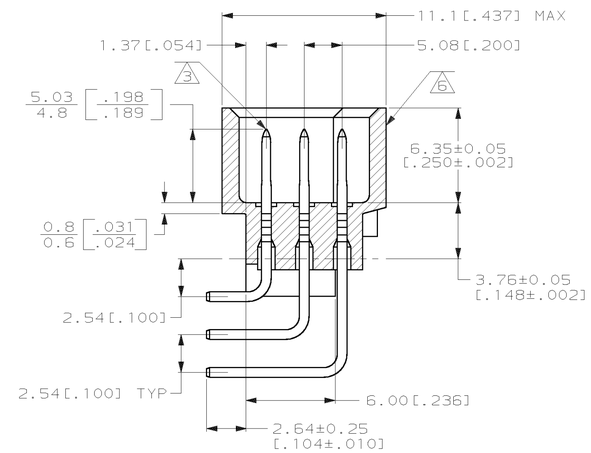

SECTION Z-Z

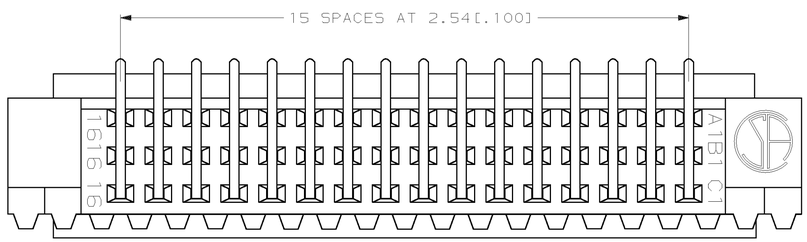

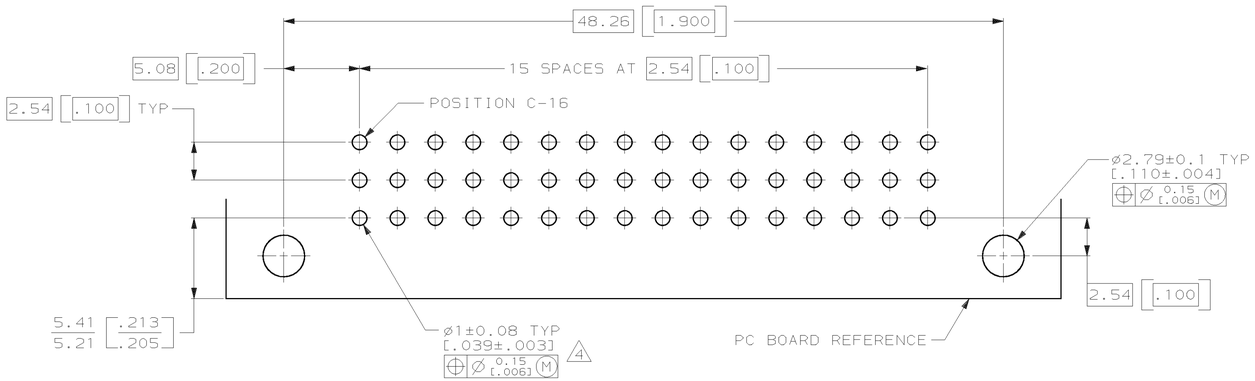

PC BOARD LAYOUT

OBSOLETE	1-4,8-10,14-16	X	X	X	30	148078-2
	2,4,6,8....14,16	X	–	X	16	148078-1

POSITIONS LOADED	ROWS LOADED C	ROWS LOADED B	ROWS LOADED A	NO. OF LOADED POSITIONS	PART NUMBER

PART NO

DO NOT SCALE PRINT.
UNLESS SPECIFIED
DIMENSIONS IN mm [INCHES]
TOLERANCES ON :
1 PLC DEC ± -
2 PLC DEC ± 0.13[.005]
ANGLES ± -

MATERIAL
HOUSING: 1
POST: 2

FINISH
POST: 3 -

DR	L. BRINER	8/1/94
CHK	R. BRANDT	8/3/94
APPD	R. BRANDT	8/3/94
APPD	R. BRANDT	8/3/94

PRODUCT SPEC -
APPLICATION SPEC -
WEIGHT -

AMP Incorporated
Harrisburg, PA 17105-3608

NAME
PIN ASSEMBLY, EUROCARD,
TYPE .5C

SIZE	CAGE CODE	DRAWING NO
D	00779	148078
SCALE 5:1		SHEET 1 OF 1

CUSTOMER DRAWING