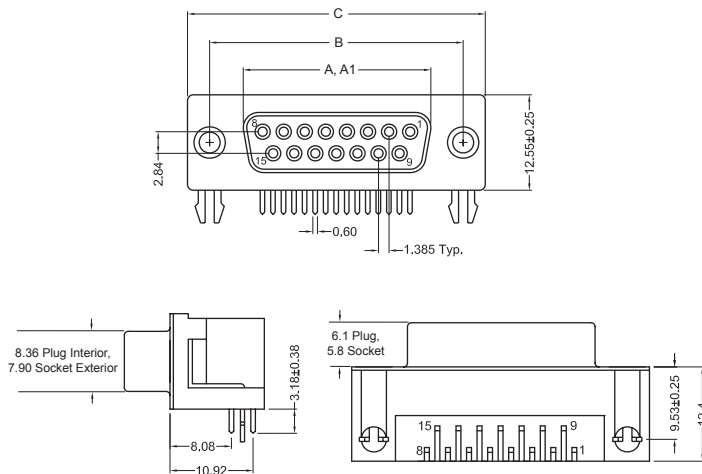


K22X Series
Right Angle PCB Mount .318" Footprint

K22X Series Dimensions

Pictured with Board Lock Option, Dimensions in mm



Shell Size	Dimensions (mm)			
	A	A1	B	C
9 (E)	±.010 ±0.25	±.010 ±0.25	±.005 ±0.13	±.015 ±0.38
15 (A)	.643 16.33	.666 16.92	.984 24.99	1.213 30.81
25 (B)	.971 24.66	.994 25.25	1.312 33.32	1.541 39.14
37 (C)	1.511 38.38	1.534 38.96	1.852 47.04	2.088 53.04
	2.159 54.84	2.182 55.42	2.500 63.50	2.729 69.32

A = Exterior of Female Shell (S)
A1 = Interior of Male Shell (P)

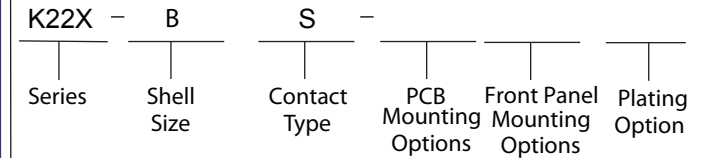
D-SUBMINIATURE CONNECTORS

K22X Series

Documentation & Ordering Information

Kycon Part #

Part Number Builder



Series

K22X - D-Subminiature Connector, Right Angle

Shell Size-Contact Option

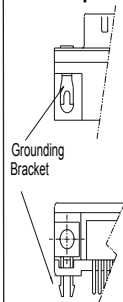
- E - 9 Contacts
- A - 15 Contacts
- B - 25 Contacts
- C - 37 Contacts

Contact Type

- P - Pin Contact (Plug)
- S - Socket Contact (Receptacle)

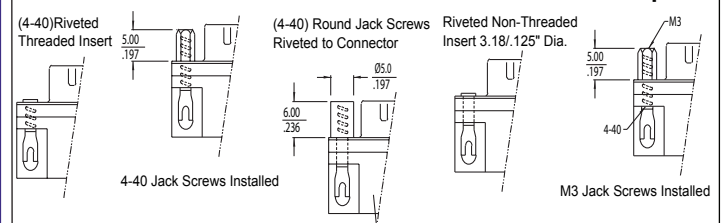
PC Board Mounting Option

N Option



Front Panel Mounting Option

- Standard
- J Option
- R Option
- T Option
- JM Option



Plating Option

- Blank - Gold Flash
- 15 - 15µ" Gold
- 30 - 30µ" Gold

Contact Kycon for other options