


## SERIES 48A Slide Switches

### FEATURES

- Save Space and Weight
- SPDT and DPDT Circuitry
- Choice of Actuators and Terminations



### MODELS in inches (and millimeters)

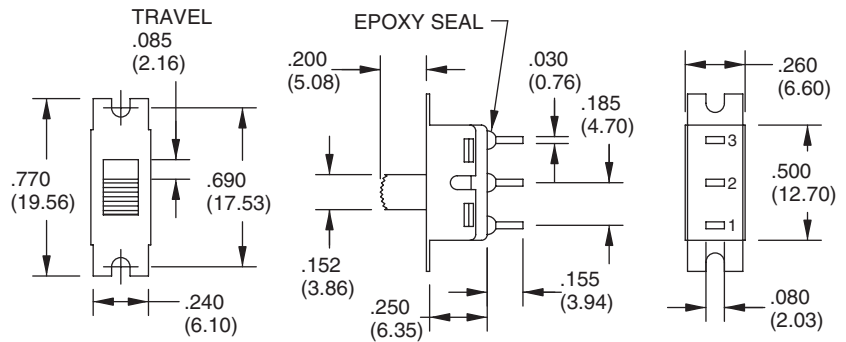
#### SPDT

MODEL NO.	SWITCH POSITION		
SSP1	ON	NONE	ON
SSP2	ON	NONE	(ON)
SSP3	ON	OFF	ON
TERM. COMM.	2-1	OPEN	2-3

( )=MOMENTARY

02COMM.

SCHEMATIC 1 ● ● 3



#### DPDT

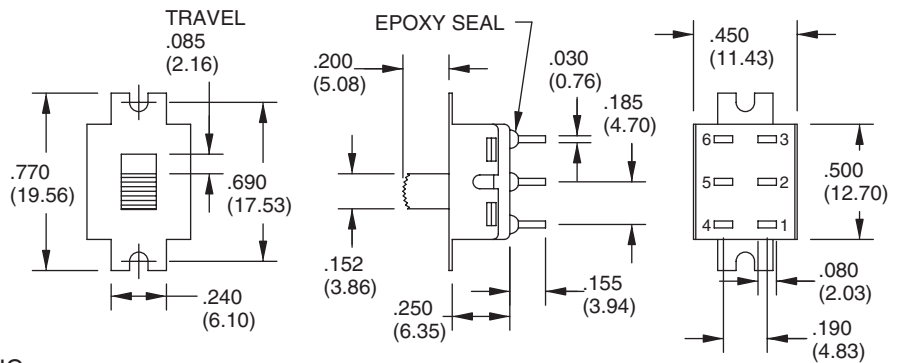
MODEL NO.	SWITCH POSITION		
SDP1	ON	NONE	ON
SDP3	ON	OFF	ON
TERM. COMM.	2-1,5-4	OPEN	2-3,5-6

( )=MOMENTARY

02COMM.

05COMM.

SCHEMATIC 1 ● ● 3 4 ● ● 6



### ACTUATOR OPTIONS in inches (and millimeters)

S1	Std	S2	S3	S4
	.152 SQ. (3.86)	.152 SQ. (3.86)	.152 SQ. (3.86)	.152 SQ. (3.86)
	.200 (5.08)	.285 (7.24)	.370 (9.40)	.140 (3.56)

**ACTUATOR OPTIONS** in inches (and millimeters)

<p><b>S5</b> For DPDT Only</p>	<p><b>S6</b></p>	<p><b>S7</b></p>	<p><b>T1</b> For DPDT Only</p>
--------------------------------	------------------	------------------	--------------------------------

**TERMINATION OPTIONS** in inches (and millimeters)

<p><b>M1</b> Solder Lug</p>	<p><b>M2</b> P.C. Mount (Std)</p>	<p><b>M3</b> P.C. Mount, Quick Connect</p>
-----------------------------	-----------------------------------	--

**M6** Right Angle P.C. Mount, Horizontal Actuation

**SPDT**

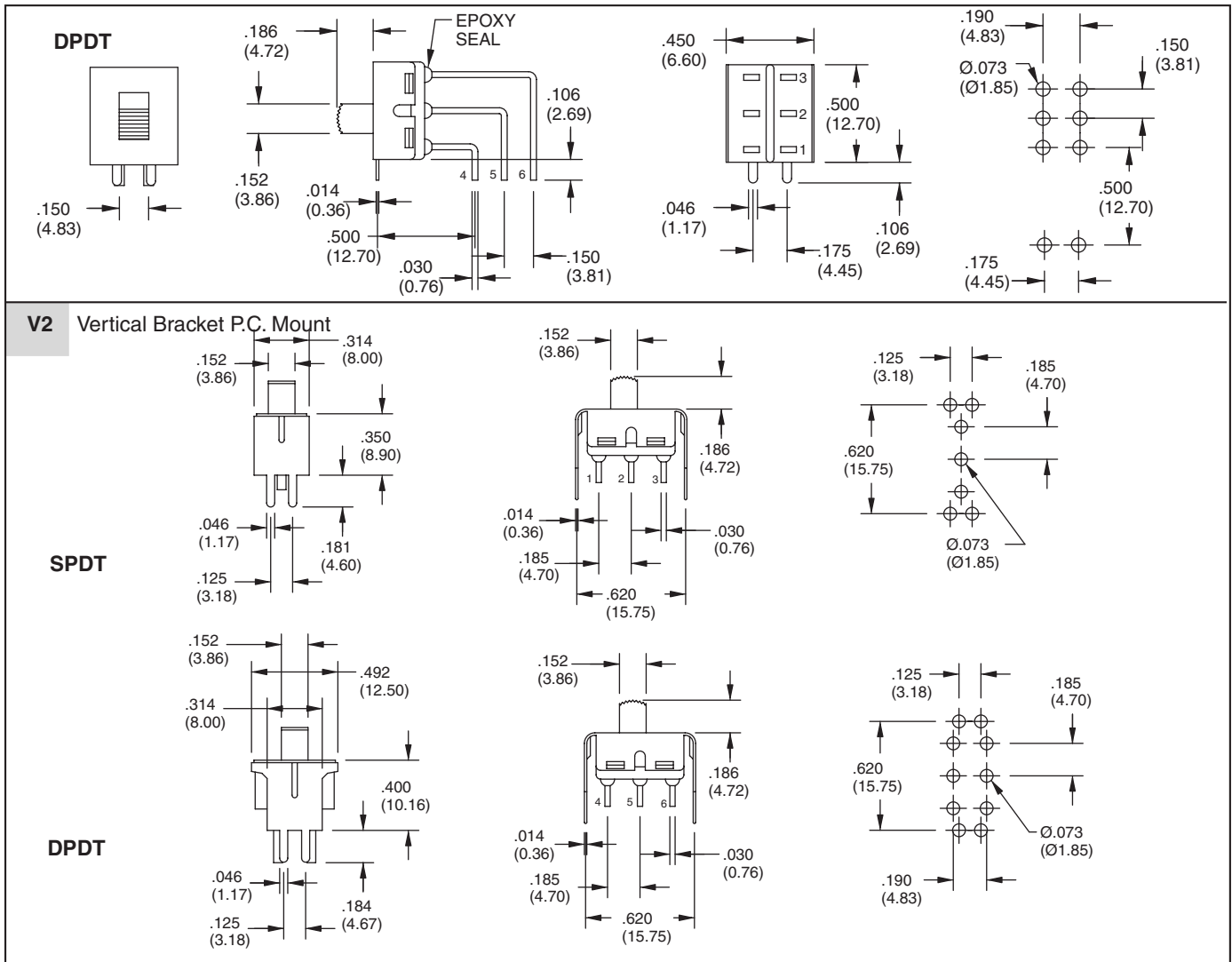
**DPDT**

**M7** Right Angle P.C. Mount, Vertical Actuation

**SPDT**

Slide Switches

**TERMINATION OPTIONS** in inches (and millimeters)



**SPECIFICATIONS**

**RATINGS**

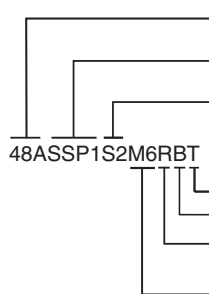
**Contact Rating:** Q option - 5A with resistive load @ 125 VAC or 28 VDC; 2A with resistive load @ 250 VAC. R option - 0.4 VA max @ 20 Vmax (AC or DC)  
**Electrical Life:** 30,000 cycles at full load

**Contact Resistance:** 10 milliohms max. initial @ 2-4 VDC, 100 mA  
**Insulation Resistance:** 1,000 megaohms min  
**Dielectric Strength:** 1,000 V RMS @ sea level  
**Operating Temperature:** -30°C to 85°C

**MATERIALS**

**Case:** Diallyl phthalate (DAP) (UL94V-0)  
**Housing:** Stainless steel  
**Slide Handle:** Nylon  
**Terminal/Contacts:** Copper alloy with gold over silver plate.  
**Terminal Seal:** Epoxy

**ORDERING INFORMATION**



Series 48A Slide Switches  
 Model: SPDT: SSP1, SSP2, SSP3  
 DPDT: SDP1, SDP3  
 Actuator Options: S1, S2, S3, S4, S5, S6, S7, T1  
 (See Actuator options.)

RoHS Compliant  
 Mounting Options: A = Mounting Tabs, B = No Mounting Tabs  
 Contacts: R = Copper alloy, gold plate over nickel plate,  
 Q = Copper alloy, silver plate  
 Termination Options: M1, M2, M3, M6, M7, V2  
 (See Termination options.)

Available from your local Grayhill Component Distributor. For prices and discounts, contact a local Sales Office, an authorized local Distributor or Grayhill.