



Important notes about Classic Panel Mount Indicator Catalog Pages

SCROLL DOWN TO VIEW CATALOG PAGE

This catalog page is out-of-print and is used with the understanding that the information shown could be out-of-date. In many cases, part numbers shown on this page are discontinued. Most notably, many "Complete Assembly" parts, which consist of a cap and a base, can no longer be ordered by the 14-digit ordering code. To obtain these parts, please order the cap and base part numbers separately. This process provides the components contained with the original "Complete Assembly" part number.

All Dialight Classic Panel Mount Indicators need a leading 3-digit numerical series. In some cases, this catalog will show a 2-digit series. In this case, please add a leading zero. For example, 81-0211-300 becomes 081-0211-300.

Part numbers listed on Dialight catalog pages designate parts with Red lenses. For ordering lens colors other than red, consult the chart below. In most cases, the color is dictated by the 7th digit. For example, 095-0932-003 for a green cap.

Lens Colors	
1 - Red	5 - White
2 - Green	6 - Light Yellow
3 - Yellow	7 - Clear
4 - Blue	

[Click here for a cross reference guide to assembly part numbers.](#)

[Click here to view Frequently Asked Questions concerning Panel Mount Indicators.](#)

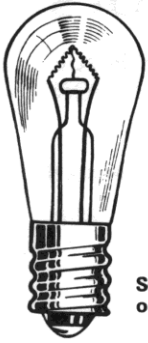
SCROLL DOWN TO VIEW CATALOG PAGE

Large Incandescent Indicators

FOR MOUNTING IN 1" CLEARANCE HOLE
FOR 6 TO 250V OPERATION

These series indicator lights meet or exceed requirements of MIL-L-3661.

For materials and finishes of products in this group, see page 21D.



S-6
CANDELABRA
SCREW BASE

See lamp ratings
on page K.

Recognized under the component
program of Underwriters'
Laboratories Inc.

75W., 125V.



31-3101-0511-301
Torpedo lens

WITH FRICTION-FIT LENS CAPS

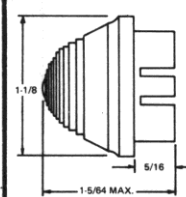
31 SERIES

BASE PART NUMBERS

	solder terminal	screw terminal (side pos.)	screw terminal (protruding pos.)
	31-4001-05-101	31-0901-05-101	31-3101-05-101

CAP PART NUMBERS

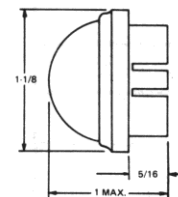
COMPLETE ASSEMBLY PART NUMBERS



TORPEDO

31-0511-300
back frosted

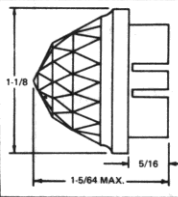
31-0531-300
unfrosted



DOME

31-1211-300
back frosted

31-1231-300
unfrosted



TORPEDO FACETED

31-1331-300
unfrosted

31-4001-0511-301

31-0901-0511-301

31-3101-0511-301

31-4001-0531-301

31-0901-0531-301

31-3101-0531-301

31-4001-1211-301

31-0901-1211-301

31-3101-1211-301

31-4001-1231-301

31-0901-1231-301

31-3101-1231-301

31-4001-1331-301

31-0901-1331-301

31-3101-1331-301

Part numbers listed in this catalog designate products with RED lens.
For ordering lens colors other than red, consult chart on page 2D.