

PMC Panel Mount Power Supply

5V 15W 1 Phase / PMC-05V015W1AA

PMC

Highlights & Features

- Universal AC input range from 85Vac to 264Vac without power de-rating
- High operating ambient temperature, > 60°C de-rating power
- High MTBF > 700,000 hrs. as per Telcordia SR-332
- Overvoltage / Overcurrent / Over Temperature Protections

Safety Standards



Model Number: PMC-05V015W1AA
Unit Weight: 0.16 kg
Dimensions (H x W x D): 77 mm x 51 mm x 28 mm



General Description

The new Panel Mount Power Supply is the latest offering from one of the world's largest power supply manufacturers and solution providers - Delta. The product range offers a nominal output voltage of 5V, a wide temperature range from -10°C to +70°C and a highly dependable minimum holdup time. The state-of-the-art design is made to withstand harsh industrial environments. What makes the product stand out from the crowd is high operating ambient temperature >60°C de-rate power and can withstand shock and vibration according to IEC60068-2. Delta's Panel Mount Power Supply also offers overvoltage and overload protection. Using a wide input voltage range design, it is compatible worldwide. The input also includes DC operating voltage from 125-375Vdc. Best of all, this excellent design and quality does not come with a big price tag.

Model Information

PMC Panel Mount Power Supply

| Model Number | Input Voltage Range | Output Voltage | Output Current |
|----------------|------------------------|----------------|----------------|
| PMC-05V015W1AA | 85-264Vac (125-375Vdc) | 5Vdc | 3.0A |

Model Numbering

| PMC | 05V | 015W | 1 | A | A |
|------------|----------------|--------------|--------------|----------------|----------------------|
| PMC Series | Output Voltage | Output Power | Single Phase | Delta Standard | Front Face Connector |

PMC Panel Mount Power Supply

5V 15W 1 Phase / PMC-05V015W1AA

Specifications

Input Ratings / Characteristics

| | |
|--------------------------|-----------------------------------|
| Nominal Input Voltage | 100-240Vac |
| Input Voltage Range | 85-264Vac |
| Nominal Input Frequency | 50-60Hz |
| Input Frequency Range | 47-63Hz |
| Nominal DC Input Voltage | 125-250Vdc |
| DC Input Voltage Range | 125-375Vdc |
| Input Current | < 0.4A @ 115Vac, < 0.22A @ 230Vac |
| Efficiency at 100% Load | > 80% @ 115Vac & 230Vac |
| Max Inrush Current | < 30A @ 115Vac, < 65A @ 230Vac |
| Power Factor | Conform to EN61000-3-2 |
| Leakage Current | < 1mA @ 240Vac |

Output Ratings / Characteristics

| | |
|---|---|
| Nominal Output Voltage | 5Vdc |
| Output Voltage Tolerance | ± 2% (initial set point tolerance from factory) |
| Output Voltage Adjustment Range | 4.75-5.5Vdc |
| Output Current | 3.0A |
| Output Power | 15W |
| Line Regulation | < 0.5% typ. (@ 85-264Vac input, 100% load) |
| Load Regulation | < 1% typ. (@ 85-264Vac input, 0-100% load) |
| PARD (20MHz) | < 70mVpp |
| Rise Time | < 30ms @ nominal input (100% load) |
| Start-up Time | < 2000ms @ nominal input (100% load) |
| Hold-up Time | > 15ms @ 115Vac, >80ms @ 230Vac (100% load) |
| Dynamic Response (Overshoot & Undershoot O/P Voltage) | ± 5% @ 0-100% load |
| Start-up with Capacitive Loads | 3,000µF Max |

Mechanical

| | | |
|------------------------|-----------------------|-----------------------------------|
| Case Cover | SECC Steel | |
| Dimensions (L x W x D) | 77 mm x 51 mm x 28 mm | |
| Unit Weight | 0.16 kg | |
| Indicator | Green LED (DC OK) | |
| Cooling System | Convection | |
| Terminal | Input and Output | M2 x 5 Pins (Rated 300V/10A) |
| Wire | | AWG 22-16 |
| Noise | | Sound Pressure Level (SPL) <40dBA |

PMC Panel Mount Power Supply

5V 15W 1 Phase / PMC-05V015W1AA

Environment

| | | |
|-----------------------------|-----------|---|
| Surrounding Air Temperature | Operating | -10°C to +70°C |
| | Storage | -25°C to +85°C |
| Power De-rating | | > 60°C de-rate power by 2.5% / °C |
| Operating Humidity | | < 95% RH (Non-Condensing) |
| Operating Altitude | | 3,000 Meters |
| Shock Test (Non-Operating) | | IEC60068-2-27, 30G (300m/S ²) for a duration of 18ms 1 times per direction, 6 times in total |
| Vibration (Non-Operating) | | IEC60068-2-6, 10Hz to 150Hz @ 50m/S ² (5G peak); 20 min per axis for all X, Y, Z direction |
| Pollution Degree | | 2 |

Protections

| | |
|--------------------------|--|
| Overvoltage | 6.5V +20%/-10%, SELV output, Hicc-up Mode, Non-Latching (Auto recovery). |
| Overload / Overcurrent | > 120% of rated load current, Hicc-up Mode, Non-Latching (Auto recovery). |
| Over Temperature | < 80°C Surrounding Air Temperature @ 100% load, Non-Latching (Auto-Recovery) |
| Short Circuit | Hicc-up Mode, Non-Latching (Auto-Recovery when the fault is removed) |
| Protection Against Shock | Class I with PE* connection |

*PE: Primary Earth

Reliability Data

| | |
|------------------------|---|
| MTBF | > 700,000 hrs, as per per Telcordia SR-332 |
| Expected Cap Life Time | 10 years (115Vac & 230Vac, 50% load @ 40°C) |

PMC Panel Mount Power Supply

5V 15W 1 Phase / PMC-05V015W1AA

Safety Standards / Directives

| | | |
|--------------------|---|----------|
| Electrical Safety | SIQ Bauart to EN60950-1, UL/cUL recognized to UL60950-1 and CSA C22.2 No. 60950-1, CB scheme to IEC60950-1, CCC to GB4943 | |
| CE | In conformance with EMC Directive 2014/30/EU and Low Voltage Directive 2014/35/EU | |
| Material and Parts | RoHS Directive 2011/65/EU Compliant | |
| Galvanic Isolation | Input to Output | 3.0 KVac |
| | Input to Ground | 1.5 KVac |
| | Output to Ground | 500 Vac |

EMC

| | | |
|-----------------------------------|---------------|--|
| EMC / Emissions | | CISPR32, EN55032, FCC Title 47: Class B, GB9254 |
| Immunity to | | |
| Electrostatic Discharge | IEC61000-4-2 | Level 4 Criteria A ¹⁾ Air Discharge: 15kV Contact Discharge: 8kV |
| Radiated Field | IEC61000-4-3 | Level 3 Criteria A ¹⁾ 80MHz-1GHz, 10V/M with 1kHz tone / 80% modulation |
| Electrical Fast Transient / Burst | IEC61000-4-4 | Level 3 Criteria A ¹⁾ 2kV |
| Surge | IEC61000-4-5 | Level 3 Criteria A ¹⁾ Common Mode ²⁾ : 2kV Differential Mode ³⁾ : 1kV |
| Conducted | IEC61000-4-6 | Level 3 Criteria A ¹⁾ 150kHz-80MHz, 10Vrms |
| Power Frequency Magnetic Fields | IEC61000-4-8 | Criteria A ¹⁾ 10A/Meter |
| Voltage Dips | IEC61000-4-11 | 100% dip; 1 cycle (20ms); Self Recoverable |
| Low Energy Pulse Test (Ring Wave) | IEC61000-4-12 | Level 3 Criteria A ¹⁾ Common Mode ²⁾ : 2kV Differential Mode ³⁾ : 1kV |

1) Criteria A: Normal performance within the specification limits

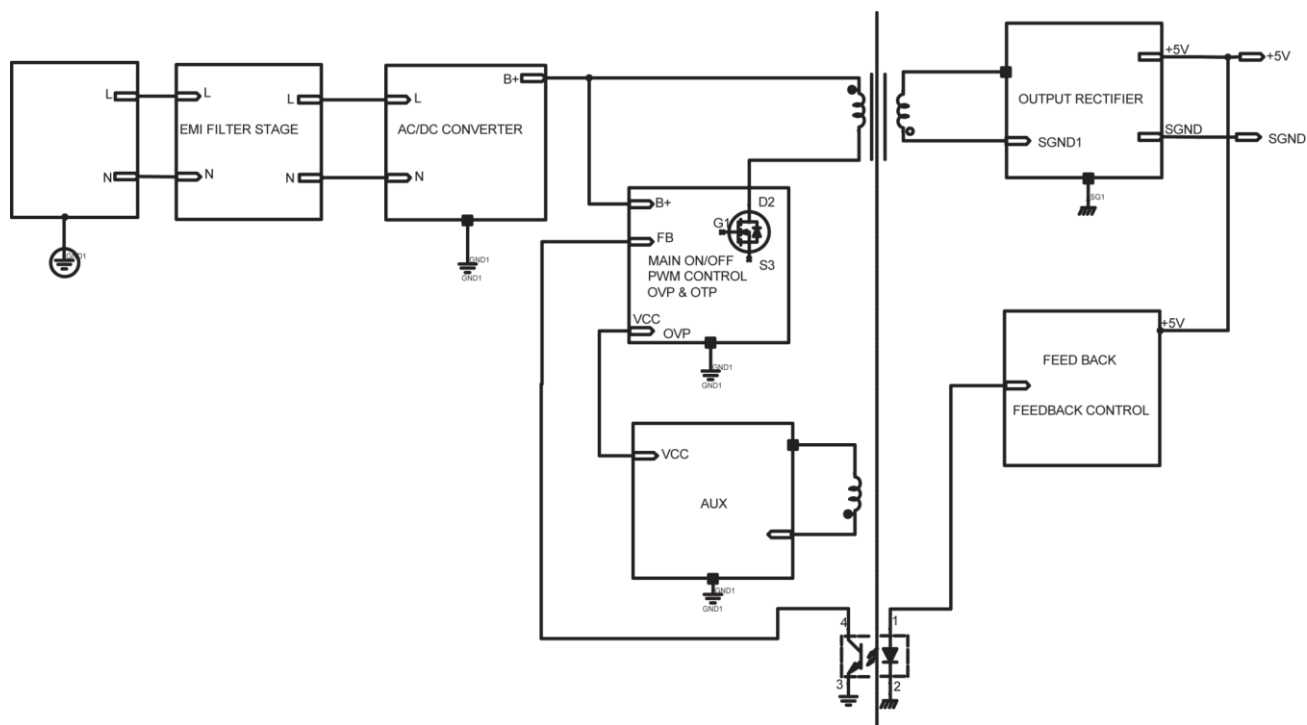
2) Asymmetrical: Common mode (Line to earth)

3) Symmetrical: Differential mode (Line to line)

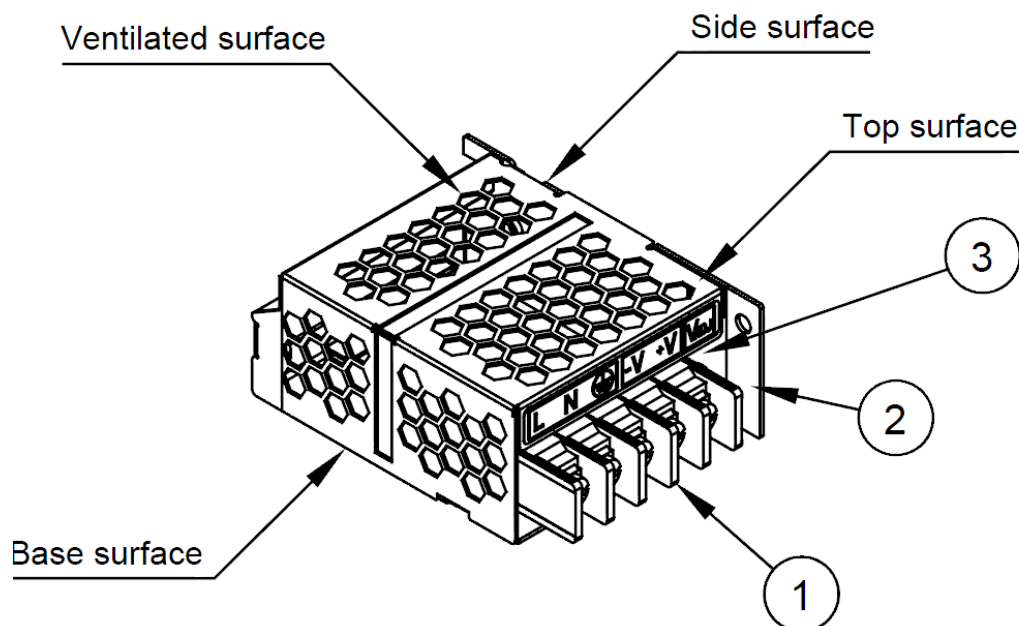
PMC Panel Mount Power Supply

5V 15W 1 Phase / PMC-05V015W1AA

Block Diagram



Device Description



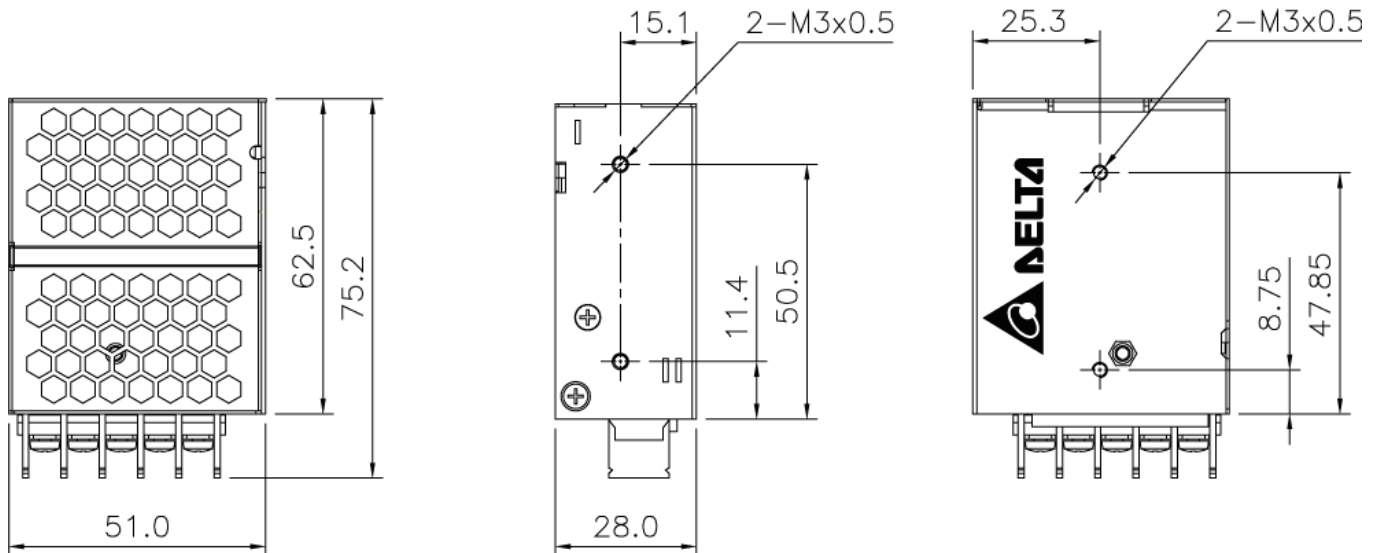
- 1) Input & Output terminal block connector
- 2) DC Voltage adjustment potentiometer
- 3) DC OK control LED (Green)

PMC Panel Mount Power Supply

5V 15W 1 Phase / PMC-05V015W1AA

Dimensions

H x W x D: 77 x 51 x 28 mm



Engineering Data

De-rating VS surrounding air temperature

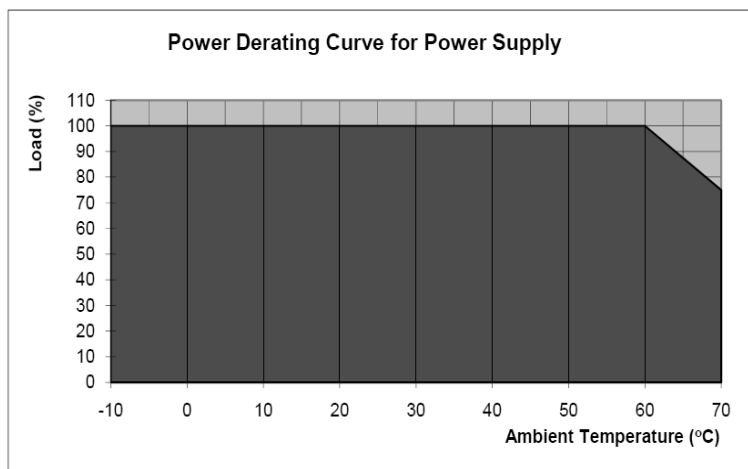


Fig. 1 De-rating for Vertical and Horizontal Mounting Orientation
 > 60°C de-rate power by 2.5% / °C

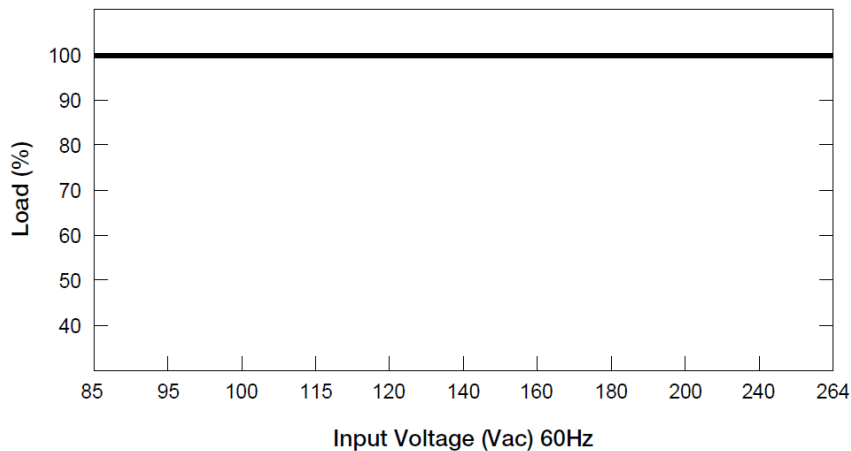
Note

1. Power supply components may degrade, or be damaged, when the power supply is continuously used outside the shaded region, refer to the graph shown in Fig. 1.
2. If the output capacity is not reduced when the surrounding air temperature > 60°C, the device may run into Over Temperature Protection. When activated, the output voltage will go into bouncing mode and will recover when the surrounding air temperature is lowered or the load is reduced as far as necessary to keep the device in working condition.
3. If the device has to be mounted in any other orientation, please do not hesitate to contact info@deltapsu.com for more details.
4. In order for the device to function in the manner intended, it is also necessary to keep a safety distance of 20mm with adjacent units while the device is in operation.
5. Depending on the surrounding air temperature and output load delivered by the power supply, the device housing can be very hot!

PMC Panel Mount Power Supply

5V 15W 1 Phase / PMC-05V015W1AA

De-rating VS AC input voltage



■ No output power de-rating across the entire input voltage range

Assembly & Installation

Mounting

- Ⓐ Mounting holes for power supply assembly onto the mounting surface. Power supply shall be mounted on minimum 2 mounting holes using M3 screw minimum 5 mm length.
- Ⓑ The power supply shall be mounted on minimum 2 mounting holes using M3 screw only. The screw penetration into the chassis must be ≤ 2 mm.
- Ⓒ Connector.
- Ⓓ This surface belongs to customer's end system or panel where the power supply is mounted.

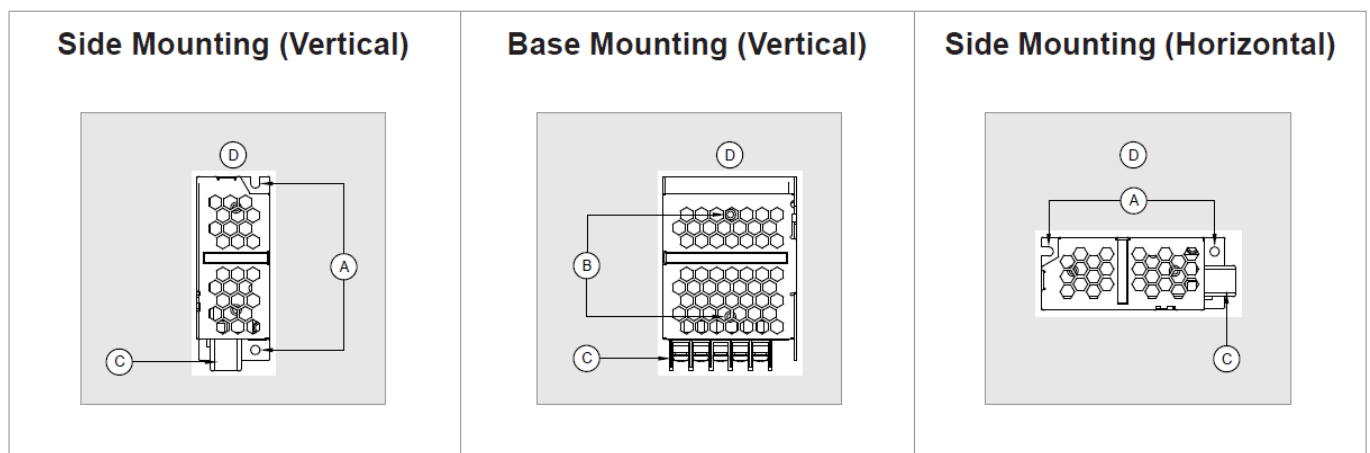
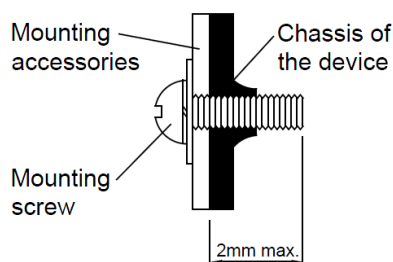


Fig. 2 Mounting Orientation

Installation



- Only use M3 screw ≤ 2 mm through the base mounting holes. This is to keep a safe distance between the screw and internal components.
- Recommended mounting tightening torque : 4~8Kgf.cm

PMC Panel Mount Power Supply

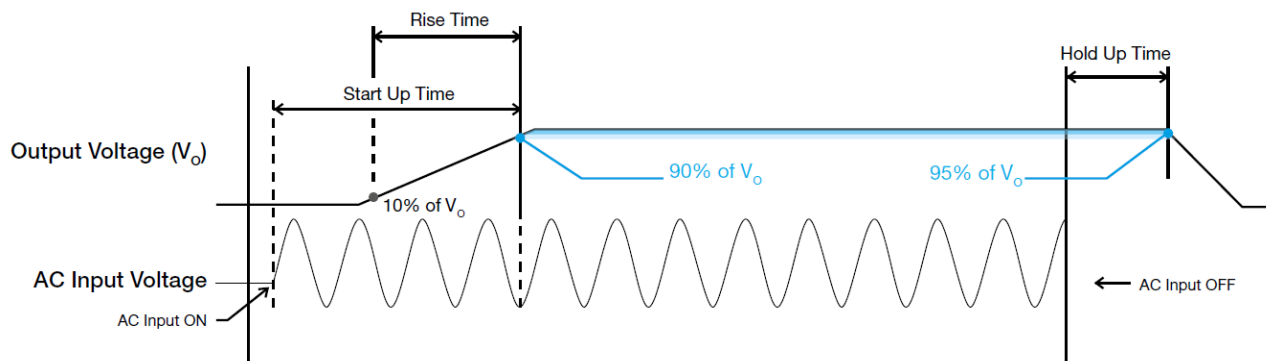
5V 15W 1 Phase / PMC-05V015W1AA

Safety Instructions

- To ensure sufficient convection cooling, always maintain a safety distance of >20mm from all ventilated surfaces while the device is in operation.
- The device is not recommended to be placed on low thermal conductive surface, for example, plastics.
- Note that the enclosure of the device can become very hot depending on the ambient temperature and load of the power supply. Do not touch the device while it is in operation or immediately after power is turned OFF. Risk of burning!
- Do not touch the terminals while power is being supplied. Risk of electric shock.
- Prevent any foreign metal, particles or conductors to enter the device through the openings during installation. It can cause: -
- Electric shock; Safety Hazard; Fire; Product failure
- Warning: When connecting the device, secure Earth connection before connecting L and N. When disconnecting the device, remove L and N connections before removing the Earth connection.

Functions

■ Graph illustrating the Start-up Time, Rise Time, and Hold-up Time



Start-up Time

The time required for the output voltage to reach 90% of its set value, after the input voltage is applied.

Rise Time

The time required for the output voltage to change from 10% to 90% of its set value.

Hold-up Time

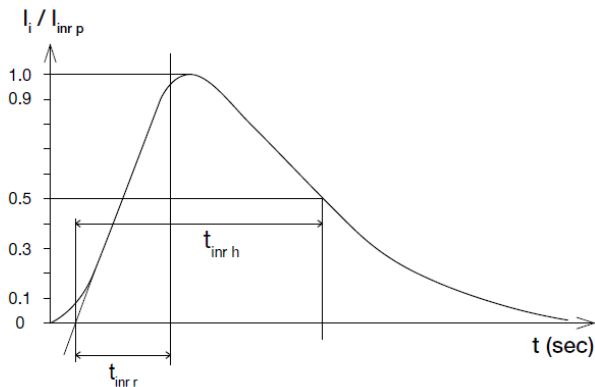
Hold up time is the time when the AC input collapses and output voltage retains regulation for a certain period of time. The time required for the output to reach 95% of its set value, after the input voltage is removed.

PMC Panel Mount Power Supply

5V 15W 1 Phase / PMC-05V015W1AA

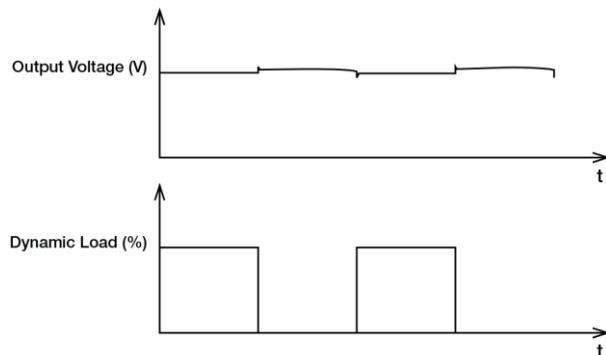
Inrush Current

Inrush Current is the first surge current seen on the input side when AC input is applied to the power supply. It is the first pulse captured; see a typical picture for the inrush current as seen in the power supply.



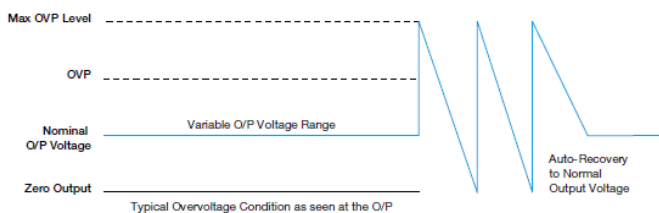
Dynamic Response

The power supply output voltage will remain within $\pm 5\%$ of its steady state value, when subjected to a dynamic load from 0% to 100%.



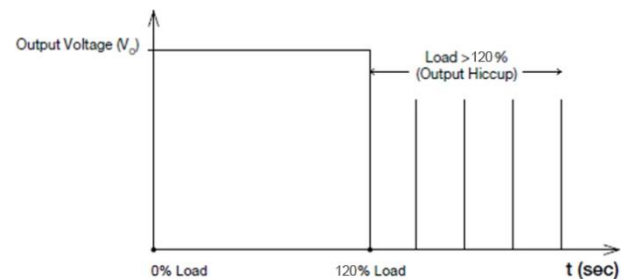
Overvoltage Protection

The power supply's overvoltage circuit will be activated when its internal feedback circuit fails. The output voltage shall not exceed its specifications defined on Page 3 under "Protections".



Overload & Overcurrent Protections

The power supply's Overload (OLP) and Over current (OCP) Protections will be activated when output current exceeds 120% of I_o (Max load). In such occurrence, the V_o will start to droop and once the power supply has reached its maximum power limit, the protection is activated and the power supply will go into "Hiccup mode" (Auto-Recovery). The power supply will recover once the fault condition of the OLP and OCP is removed and I_o is back within the specifications.



Additionally, if the I_o is $< 120\%$ but $> 100\%$ for a prolonged period of time (depending on the load), the Over Temperature Protection (OTP) will be activated due to high temperature on critical components. The power supply will then go into "Hiccup mode" until power supply cool down.

Over Temperature Protection

As mentioned above, the power supply also has Over Temperature Protection (OTP). This is activated when the overload condition persists for an extended duration and the output current is below the overload trigger point but $> 100\%$ load. In the event of a higher operating condition at 100% load, the power supply will run into OTP when the surrounding air temperature is $> 80^\circ\text{C}$. When activated, the output voltage will go into bouncing mode until the operating surrounding temperature drops to 60°C or output capacity is reduced as recommended in the de-rating graph.

Short Circuit Protection

The power supply's output OLP/OCP function also provides protection against short circuits. When a short circuit is applied, the output current will operate in "Hiccup mode", as shown in the illustration in the OLP/OCP section on this page. The power supply will return to normal operation after the short circuit is removed.

PMC Panel Mount Power Supply

5V 15W 1 Phase / PMC-05V015W1AA

Others

Delta RoHS Compliant



Restriction of the usage of hazardous substances

The European directive 2011/65/EU limits the maximum impurity level of homogeneous materials such as lead, mercury, cadmium, chrome, polybrominated flame retardants PBB and PBDE for the use in electrical and electronic equipment. RoHS is the abbreviation for "Restriction of the use of certain hazardous substances in electrical and electronic equipment".

This product conforms to this standard.

Attention

Delta provides all information in the datasheets on an "AS IS" basis and does not offer any kind of warranty through the information for using the product. In the event of any discrepancy between the information in the catalog and datasheets, the datasheets shall prevail (please refer to www.DeltaPSU.com for the latest datasheets information). Delta shall have no liability of indemnification for any claim or action arising from any error for the provided information in the datasheets. Customer shall take its responsibility for evaluation of using the product before placing an order with Delta.

Delta reserves the right to make changes to the information described in the datasheets without notice.