


The K Series is ideal for high-volume, high-pressure applications.

COMPANY: Merit Sensor is a leader in piezoresistive pressure sensing and partners with clients to create high performing solutions for a variety of applications and industries.

SENTIUM: Merit Sensor products incorporate a proprietary Sentiium® technology, developed to provide a best-in-class operating temperature range (-40°C to 150°C) and superior stability.

TECHNOLOGY: Merit Sensor utilizes a piezoresistive Wheatstone bridge in a design that anodically bonds glass to a chemically etched silicon diaphragm. All products are RoHS compliant.

CAPABILITIES: Merit Sensor designs, engineers, fabricates, dices, assembles, and tests products from a state-of-the-art facility near Salt Lake City, Utah.



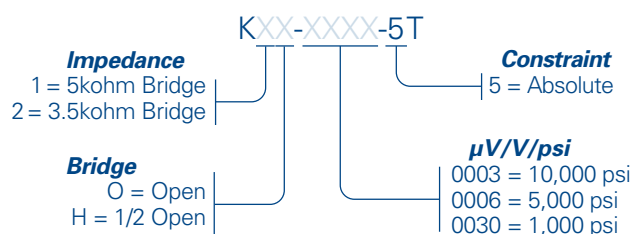
FEATURES

Range	1,000 to 10,000 psi (68.9 to 690 bar; 6,895 to 68,948 KPa)
Type	Absolute
Media	Clean, dry air and non-corrosive gases
Shipping	Wafers on tape, waffle pack
Flexibility	Sensitivity, resistance, bridge, constraint, etc.

BENEFITS

Performance	Enjoy best-in-class performance due to Merit's proprietary Sentiium technology
Cost	Save money over time with high-performing die
Security	Feel confident doing business with an experienced company backed by a solid parent company (NASDAQ: MMSI)
Speed	Get to market quickly with creative and flexible solutions
Service	Experience prompt, personal, and professional support

K Series Part Number Configurator



Example: K10-0003-5T offers 5kohm Impedance, Open Bridge, 10,000 psi and Absolute Constraint

Note: "T" in part number = sawn wafer on tape in metal frame

K Series Standard Part Numbers

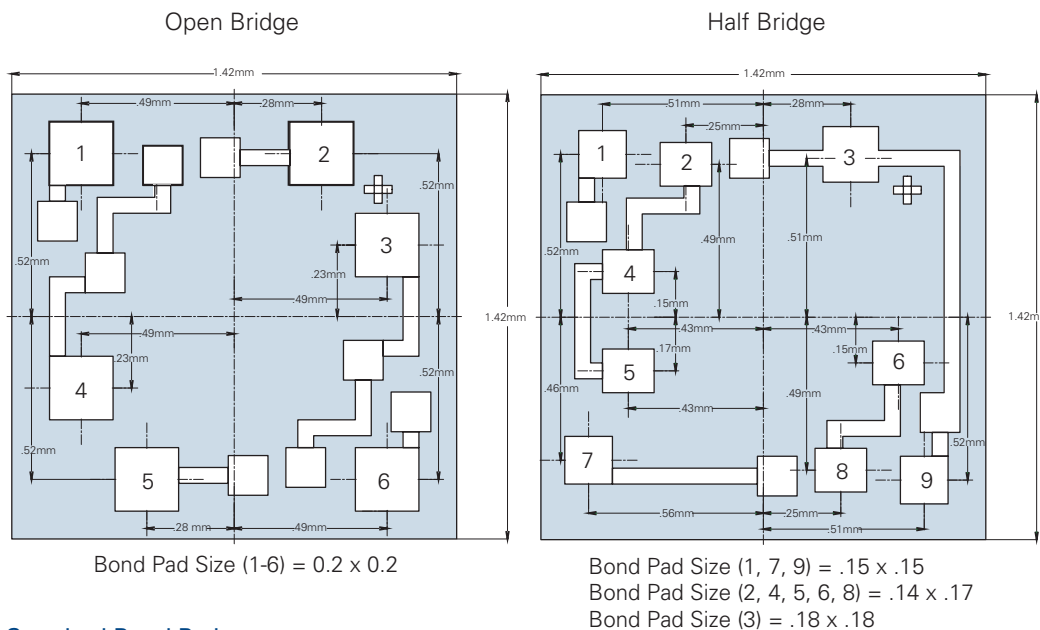
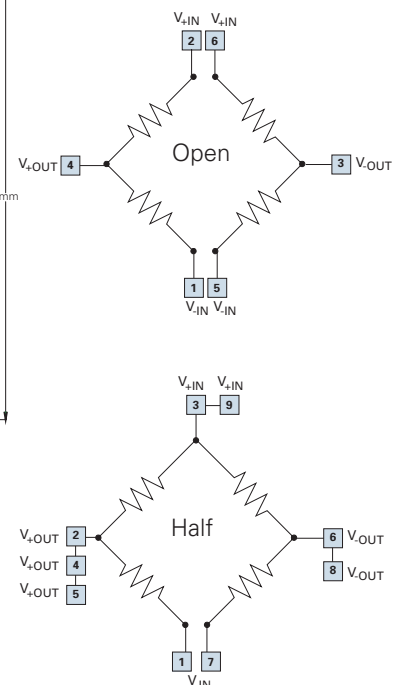
K2H-0003-5T

K2H-0030-5T


K2H-0006-5T

SPECIFICATIONS

Parameter	Minimum	Typical	Maximum	Units	Notes
Electrical & Environmental					
Excitation (+IN)		5	15	V	Maximum: 3 mA
Impedance	4000	5000	6000	Ω	Optional: 3,500 +/- 500
Operating Temperature	-40		150	°C	Sentium® technology
Storage Temperature	-55		160	°C	
Performance					
Offset	-10	0	10	mV/V	Zero pressure; @25°C
Non-linearity	-0.2	0	0.2	% FSO	BFSL; @25°C
Pressure Hysteresis	-0.05	0	0.05	% FSO	@25°C
Temp Coeff – Zero	-25	0	25	$\mu\text{V/V}/^\circ\text{C}$	-40°C to 150°C
Temp Coeff – Resistance	2300	2800	3300	PPM/°C	-40°C to 150°C
Temp Coeff – Sensitivity	-1500	-2200	-2500	PPM/°C	-40°C to 150°C
Thermal Hysteresis	-0.1	0	0.1	% FSO	Zero pressure
Long-Term Stability	-0.1	0	0.1	% FSO	
Burst Pressure	3X				Full scale pressure
Full-Scale Output (@ 5 volts excitation)					
1,000 psi (68.9 bar; 6,895 KPa)	125	150	175	mV	Other outputs available upon request
5,000 psi (345 bar; 34,474 KPa)	125	150	175	mV	
10,000 psi (689 bar; 68,948 KPa)	125	150	175	mV	

DIMENSIONS (millimeters, post-cut)

ELECTRICAL


Standard Bond Pad
 Metallization = Aluminum



Other constraints available

Note: Bridge output bond pads (V_{-out} and V_{+out}) correspond to top side pressure. For back side pressure, the bridge outputs are reversed.