THIS DRAWING IS UNPUBLISHED. RELEASED FOR PUBLICATION 2005
© COPYRIGHT 2005 Tyco Electronics AMP GmbH ALL RIGHTS RESERVED.

LOC	DIST
A1	–

REVISIONS

P	LTR	DESCRIPTION	DATE	DWN	APVD
	G	REVISED PER ECR-16-002347	22FEB2016	RS	JL
	H	ECR-16-003641	11MAY2016	RS	JL
	J	ECR-16-017348	24FEB2017	RK	JL
	J1	ADDED LV-2 PN -3 AND -4	15OCT2018	MZ	MZ

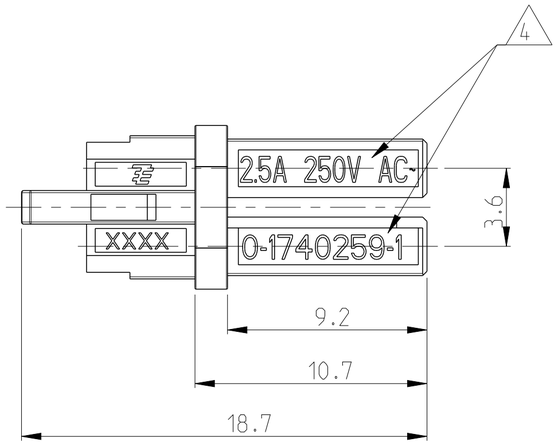

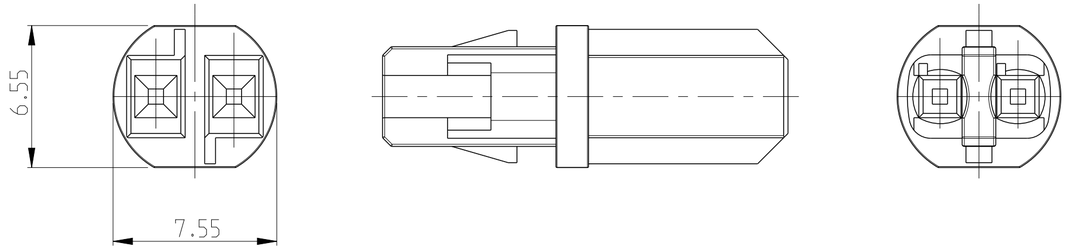

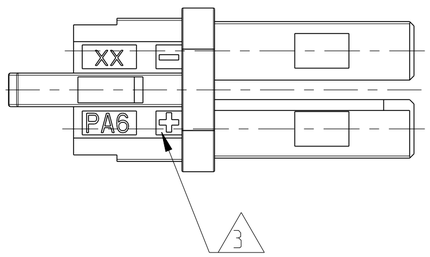

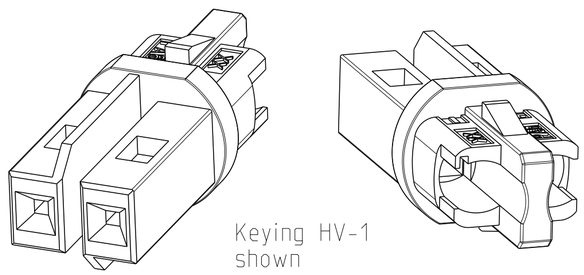

HIGH-VOLTAGE

Keying HV-1

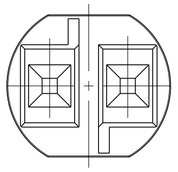

Keying HV-2

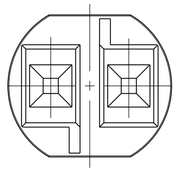

LOW VOLTAGE

Keying LV-1

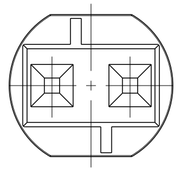

Keying LV-2

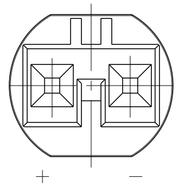

Remarks:

1. cavities designed for MQS socket contact PN 1740336-x
2. Counterpart is Outlet PN 1740262-x and corresponding products of the MiniHVL family

3 Polarity marking +/- permanent / usable for DC version

4 PN specific marking

5 OBSOLETED

6 PRELIMINARY

6	LV-2	LOW-VOLTAGE 125VAC/VDC	125VAC/VDC	NATURAL/WHITE	0-1740449-4
6	LV-2	LOW-VOLTAGE 125VAC/VDC	125VAC/VDC	BLACK (ANTHRACITE)	0-1740449-3
	LV-2	LOW-VOLTAGE 125VAC/VDC	125VAC/VDC	YELLOW	0-1740449-2
	LV-1	LOW-VOLTAGE 125VAC/VDC	125VAC/VDC	LIGHT GREY	0-1740449-1
5	HV-3	HIGH-VOLTAGE 125 V AC	6A/125V AC~	BLUE	0-1740259-6
	HV-2	Switch	max. 7A	RED	0-1740259-5
	HV-1	HIGH-VOLTAGE 250V AC	2.5A/250V AC~	BLACK (ANTHRACITE)	0-1740259-2
	HV-1	HIGH-VOLTAGE 250V AC	2.5A/250V AC~	NATURAL/WHITE	0-1740259-1
	Keying	REMARKS	Marking 4	COLOR	PN

1:1

THIS DRAWING IS A CONTROLLED DOCUMENT.

DIMENSIONS: mm

TOLERANCES UNLESS OTHERWISE SPECIFIED:
0 PLC ±0.2
1 PLC ±0.2
2 PLC ±0.2
3 PLC ±-
4 PLC ±-
ANGLES ±1°

MATERIAL: PA 6

FINISH: -

DWN H.ATZMANN 08FEB2005
CHK OFENLOCH 08FEB2005
APVD BARTOSCH 08FEB2005
PRODUCT SPEC 108-94018
APPLICATION SPEC 114-18751
WEIGHT 0.4 g

TE Connectivity

NAME: NECTOR S CONNECTOR SYSTEM PLUG -

SIZE	CAGE CODE	DRAWING NO	RESTRICTED TO
A2	00779	C-1740259	-

CUSTOMER DRAWING | SCALE 5:1 | SHEET 1 OF 1 | REV J1

1471-9 (3/11)