

Small Signal Product

## SMD Zener Diode

### FEATURES

- Wide zener voltage range selection: 2.0V to 39V
- Designed for mounting on small surface
- Extremely thin / leadless package
- Compliant to RoHS Directive 2011/65/EU and in accordance to WEEE 2002/96/EC
- Halogen-free according to IEC 61249-2-21


**0603**

### MECHANICAL DATA

- Case: 0603
- Terminal: Gold plated, solderable per MIL-STD-750, method 2026
- Polarity: Indicated by cathode band
- Weight: 3 mg (approximately)

<b>MAXIMUM RATINGS AND ELECTRICAL CHARACTERISTICS</b> ( $T_A=25^\circ\text{C}$ unless otherwise noted)			
<b>PARAMETER</b>	<b>SYMBOL</b>	<b>VALUE</b>	<b>UNIT</b>
Power Dissipation	$P_D$	150	mW
Forward Voltage @ $I_F = 10\text{mA}$	$V_F$	0.9	V
Forward Current, Surge Peak 8.3 ms Single Half Sine-Wave Superimposed on Rate Load	$I_{FSM}$	2	A
Junction and Storage Temperature Range	$T_J, T_{STG}$	-55 to +125	$^\circ\text{C}$

## Small Signal Product

**ELECTRICAL CHARACTERISTICS** (  $T_A = 25^\circ\text{C}$  unless otherwise noted )

Device	Device Marking Code	Zener Voltage			Operating Resistance		Rising Operating Resistance		Reverse Current	
		$V_Z$ (Volt)		$I_Z$ (mA)	$Z_{ZT}$ (Ohm)		$Z_{ZK}$ (Ohm)		$I_R$ (uA)	
		Min	Max		Max	$I_Z$ (mA)	Max	$I_Z$ (mA)	Max	$V_R$ (V)
TSZU52C2V0	Z0	1.90	2.10	5	100	5	600	1	100	1.0
TSZU52C2V2	Z1	2.09	2.31	5	100	5	600	1	100	1.0
TSZU52C2V4	Z2	2.28	2.52	5	85	5	600	1	100	1.0
TSZU52C2V7	Z3	2.57	2.84	5	83	5	500	1	75	1.0
TSZU52C3V0	Z4	2.85	3.15	5	95	5	500	1	50	1.0
TSZU52C3V3	Z5	3.14	3.47	5	95	5	500	1	25	1.0
TSZU52C3V6	Z6	3.42	3.78	5	95	5	500	1	15	1.0
TSZU52C3V9	Z7	3.71	4.10	5	95	5	500	1	10	1.0
TSZU52C4V3	Z8	4.09	4.52	5	95	5	500	1	5.0	1.0
TSZU52C4V7	Z9	4.47	4.94	5	78	5	500	1	5.0	2.0
TSZU52C5V1	ZA	4.85	5.36	5	60	5	480	1	0.1	0.8
TSZU52C5V6	ZB	5.32	5.88	5	40	5	400	1	0.1	1.0
TSZU52C6V2	ZC	5.89	6.51	5	10	5	200	1	0.1	2.0
TSZU52C6V8	ZE	6.46	7.14	5	8	5	150	1	0.1	3.0
TSZU52C7V5	ZF	7.13	7.88	5	7	5	50	1	0.1	5.0
TSZU52C8V2	ZG	7.79	8.61	5	7	5	50	1	0.1	6.0
TSZU52C9V1	ZH	8.65	9.56	5	10	5	50	1	0.1	7.0
TSZU52C10	ZJ	9.50	10.50	5	15	5	70	1	0.1	7.5
TSZU52C11	ZK	10.45	11.55	5	20	5	70	1	0.1	8.5
TSZU52C12	ZM	11.40	12.60	5	20	5	90	1	0.1	9.0
TSZU52C13	ZN	12.35	13.65	5	25	5	110	1	0.1	10
TSZU52C15	ZP	14.25	15.75	5	30	5	110	1	0.1	11
TSZU52C16	ZQ	15.20	16.80	5	40	5	170	1	0.1	12
TSZU52C18	ZR	17.10	18.90	5	50	5	170	1	0.1	14
TSZU52C20	ZS	19.00	21.00	5	50	5	220	1	0.1	15
TSZU52C22	ZT	20.90	23.10	5	55	5	220	1	0.1	17
TSZU52C24	ZU	22.80	25.20	5	80	5	220	1	0.1	18
TSZU52C27	ZV	25.65	28.35	5	80	5	250	1	0.1	20
TSZU52C30	ZW	28.50	31.50	5	80	5	250	1	0.1	23
TSZU52C33	ZX	31.35	34.65	5	80	5	250	1	0.1	25
TSZU52C36	ZY	34.20	37.80	5	90	5	250	1	0.1	27
TSZU52C39	ZZ	37.05	40.95	5	90	5	300	1	0.1	29

Small Signal Product

**RATINGS AND CHARACTERISTICS CURVES**

( $T_A=25^\circ\text{C}$  unless otherwise noted)

Fig. 1 Temperature Coefficients



Fig. 2 Temperature Coefficients



Fig. 3 Effect of Zener Voltage on Zener Impedance



Fig. 4 Typical Forward Voltage



Fig. 5 Typical Leakage Current



Fig. 6 Typical Capacitance



Small Signal Product

Fig. 7 Zener Voltage VS. Zener Current

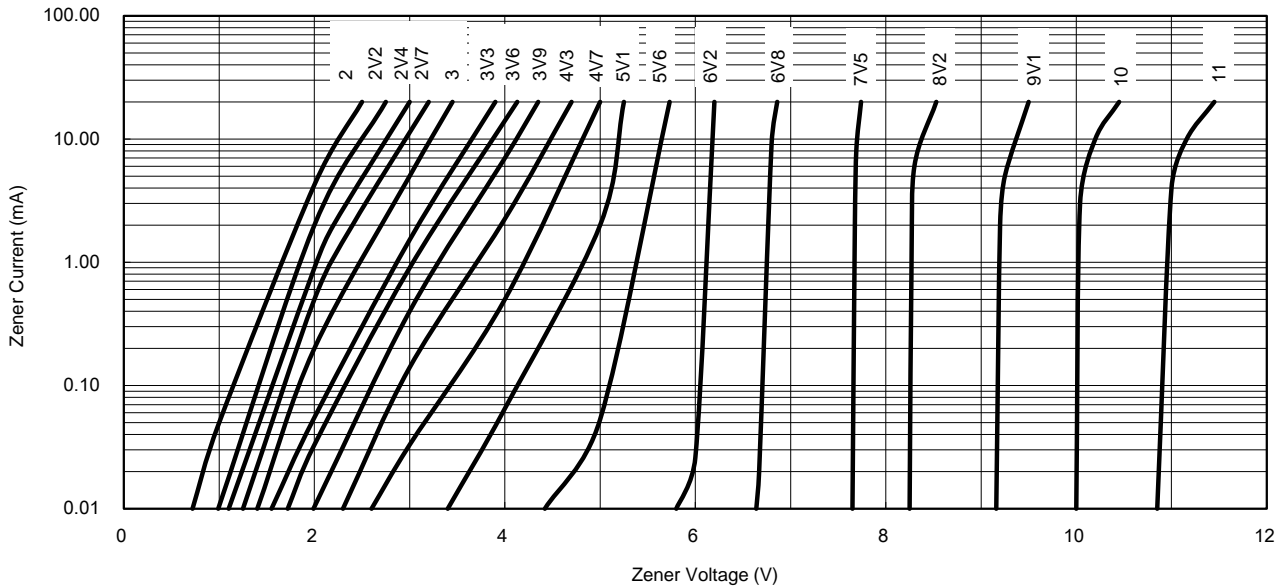


Fig. 8 Zener Voltage vs. Zener Current

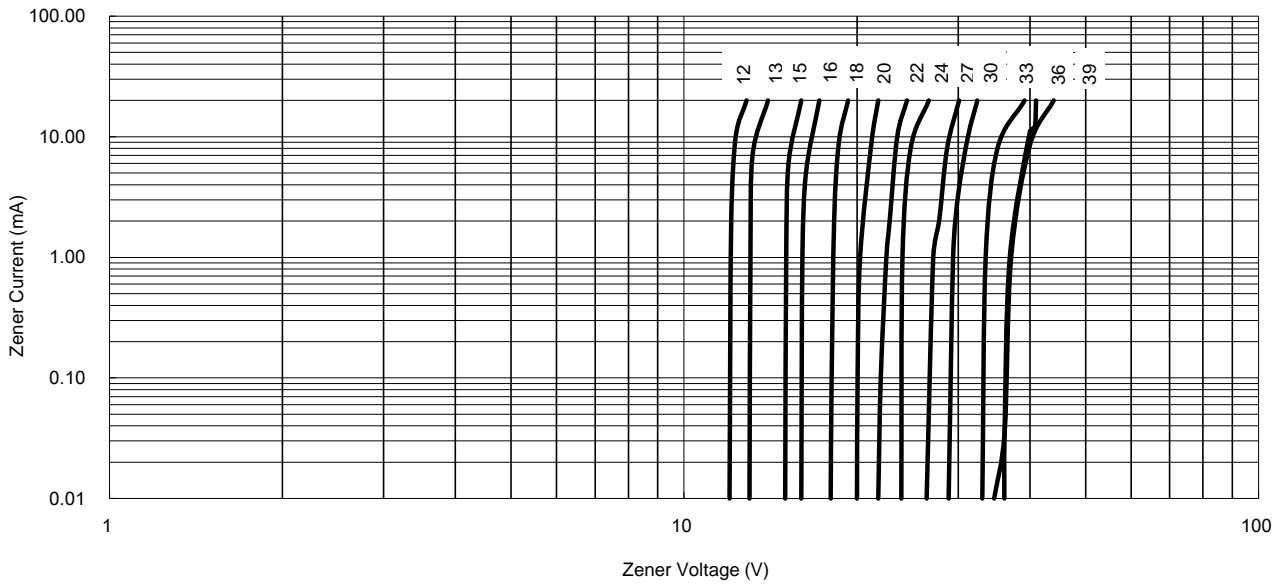


Fig. 9 Steady State Power Derating



Small Signal Product

**ORDERING INFORMATION**

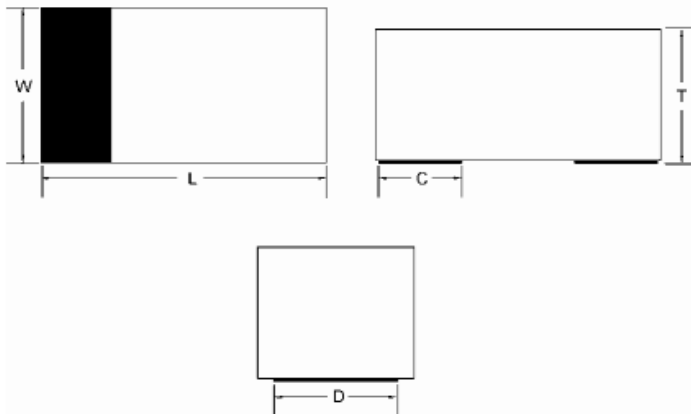
PART NO.	PACKING CODE	PACKING CODE SUFFIX	PACKAGE	PACKING
TSZU52Cxxx (Note1, 2)	RG	G	0603	4K / 7" Reel

Note 1: "xxx" defines voltage from 2.0V (TSZU52C2V0) to 39V (TSZU52C39)

Note 2: Whole series with green compound

**EXAMPLE**

EXAMPLE P/N	PART NO.	PACKING CODE	PACKING CODE SUFFIX	DESCRIPTION
TSZU52C39 RGG	TSZU52C39	RG	G	Green compound

**PACKAGE OUTLINE DIMENSION**
**0603**


DIM.	Unit (mm)			Unit (inch)		
	Min	Typ.	Max	Min	Typ.	Max
L	1.60	-	1.80	0.063	-	0.071
W	0.80	-	1.00	0.031	-	0.039
T	0.70	-	0.85	0.028	-	0.033
C	-	0.45	-	-	0.018	-
D	-	0.70	-	-	0.028	-

Small Signal Product

### **Notice**

Specifications of the products displayed herein are subject to change without notice. TSC or anyone on its behalf, assumes no responsibility or liability for any errors or inaccuracies.

Information contained herein is intended to provide a product description only. No license, express or implied, to any intellectual property rights is granted by this document. Except as provided in TSC's terms and conditions of sale for such products, TSC assumes no liability whatsoever, and disclaims any express or implied warranty, relating to sale and/or use of TSC products including liability or warranties relating to fitness for a particular purpose, merchantability, or infringement of any patent, copyright, or other intellectual property right.

The products shown herein are not designed for use in medical, life-saving, or life-sustaining applications. Customers using or selling these products for use in such applications do so at their own risk and agree to fully indemnify TSC for any damages resulting from such improper use or sale.