



Main

Range of product	OsiSense XU
Series name	Application material handling
Electronic sensor type	Photo-electric sensor
Sensor name	XUY
Sensor design	Compact
Detection system	Diffuse with background suppression
Material	Plastic
Type of output signal	Discrete
Supply circuit type	DC
Wiring technique	4-wire
Discrete output type	PNP and NPN
Discrete output function	1 NO or 1 NC programmable
Electrical connection	1 male connector M8, 4 pins
Product specific application	2 channels triangulation Control of filling Detection of object on conveyor against reflective background
Emission	Infrared LED, modulated
[Sn] nominal sensing distance	1.97...23.62 in (50...600 mm)

Complementary

Enclosure material	Glass impregnated nylon
Output type	Solid state
Status LED	1 LED (green) output state
[Us] rated supply voltage	12...24 V DC with reverse polarity protection
Supply voltage limits	10...30 V DC
Switching capacity in mA	100 mA (overload and short-circuit protection)
Switching frequency	> 370 Hz
Voltage drop	< 2 V (closed state)
Current consumption	< 1.5 mA (no-load)
Delay response	< 1.8 ms
Delay recovery	< 1.8 ms
Product weight	0.12 lb(US) (0.055 kg)

Environment

product certifications	CE
ambient air temperature for operation	32...122 °F (0...50 °C)
ambient air temperature for storage	-4...140 °F (-20...60 °C)
immunity to ambient light	10000 lux with natural light 1300 lux with incandescent bulb
IP degree of protection	IP65 conforming to IEC 60529

Offer Sustainability

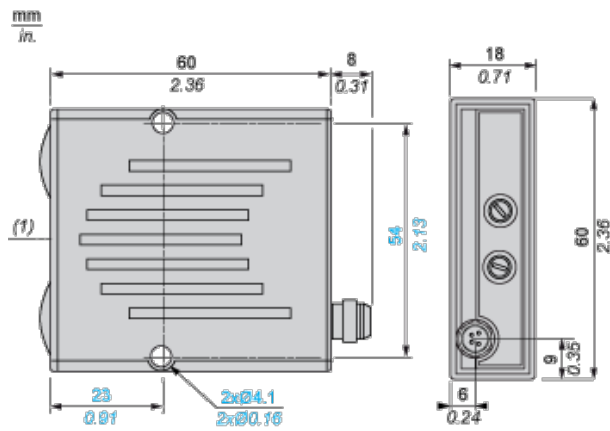
WARNING: This product can expose you to chemicals including:	WARNING: This product can expose you to chemicals including:
Diisononyl phthalate (DINP), which is known to the State of California to cause cancer, and	Diisononyl phthalate (DINP), which is known to the State of California to cause cancer, and
Di-isodecyl phthalate (DIDP), which is known to the State of California to cause birth defects or other reproductive harm.	Di-isodecyl phthalate (DIDP), which is known to the State of California to cause birth defects or other reproductive harm.

The information provided in this documentation contains general descriptions and/or technical characteristics of the products contained herein. This documentation is not intended as a substitute for and is not to be used for determining suitability or reliability of these products for specific user applications. It is the duty of any such user or integrator to perform the appropriate and complete risk analysis, evaluation and testing of the products with respect to the relevant specific application or use thereof. Neither Schneider Electric Industries SAS nor any of its affiliates or subsidiaries shall be responsible or liable for misuse of the information contained herein.

Contractual warranty

Warranty period	18 months
-----------------	-----------

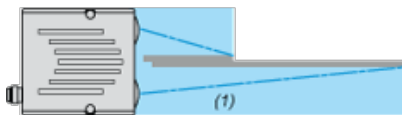
Dimensions



(1) Optical axis

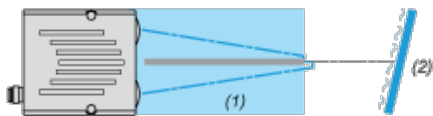
Mounting and Clearance

Two independent sensors with triangulation: A, B



(1) Detected zones

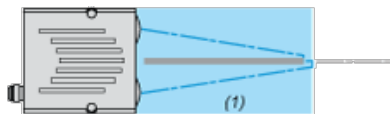
Immunity to reflection: A and B



(1) Detected zones

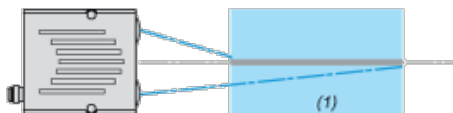
(2) Mirror

Detection of contrasting objects: A or B



(1) Detected zones

Monitoring of distance: A xor B

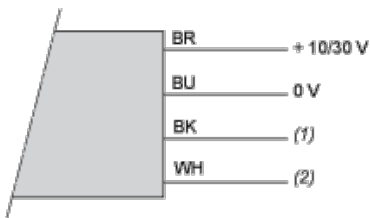


(1) Detected zones

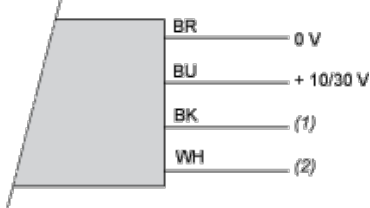
Wiring Schemes and Outputs

Two Independent Sensors with Triangulation: A, B

NO Output



NC Output



BN : Brown

BU : Blue

BK : Black

WH :White

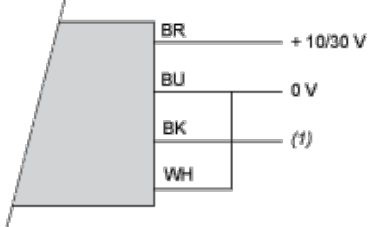
(1) Zone A output

(2) Zone B output

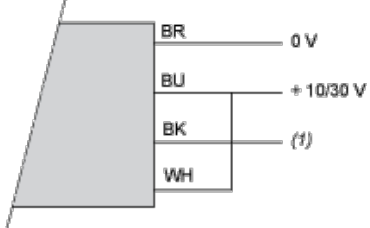
Immunity to Reflection: A and B

Without Time Delay

NO Output



NC Output



BN : Brown

BU : Blue

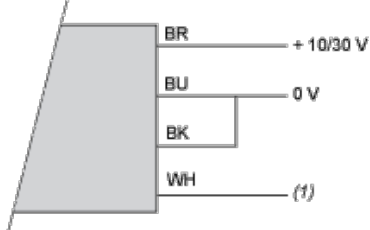
BK : Black

WH :White

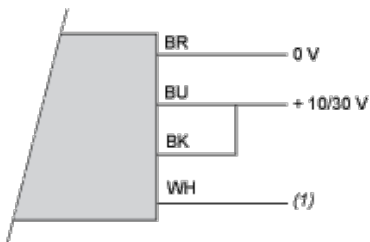
(1) Output

With 40 ms Time Delay

NO Output



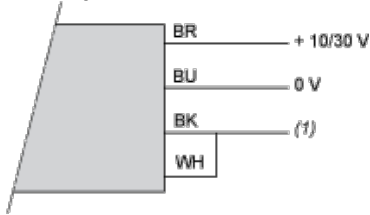
NC Output



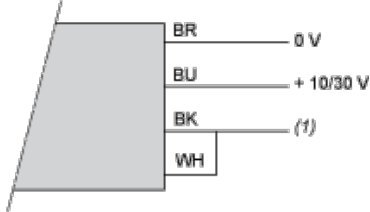
BN : Brown
 BU : Blue
 BK : Black
 WH :White
 (1) Output

Detection of Contrasting Objects: A or B

NO Output



NC Output

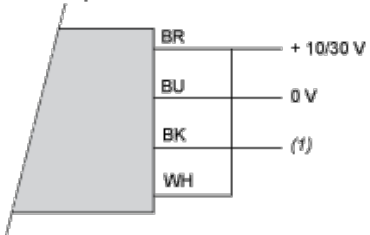


BN : Brown
 BU : Blue
 BK : Black
 WH :White
 (1) Output

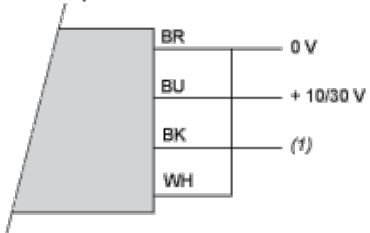
Monitoring of Distance: A or B

Without Time Delay

NO Output



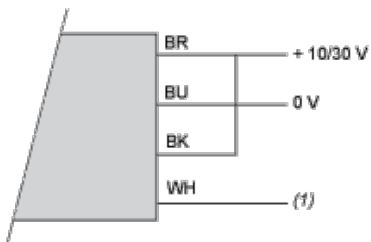
NC Output



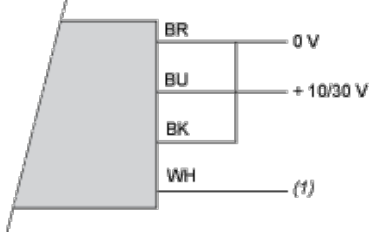
BN : Brown
 BU : Blue
 BK : Black
 WH :White
 (1) Output

With 40 ms Time Delay

NO Output

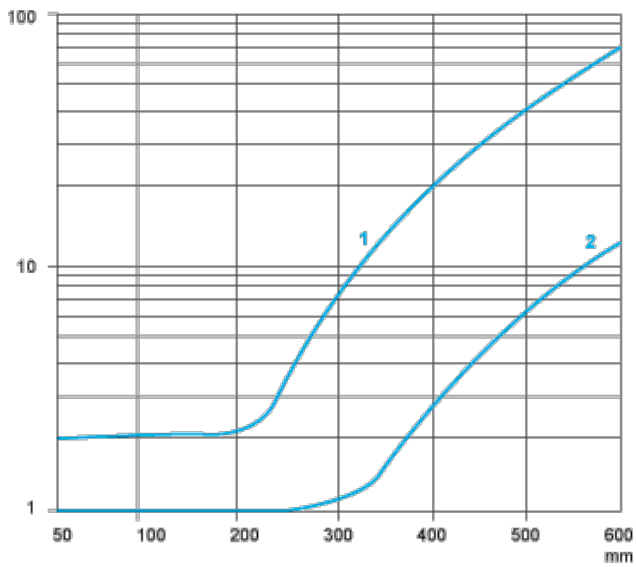


NC Output



- BN : Brown
- BU : Blue
- BK : Black
- WH : White
- (1) Output

Detection Curves



- 1 : Black 6%
- 2 : Grey 18% - Distance (mm) set on 92% (Kodak 1527795)