

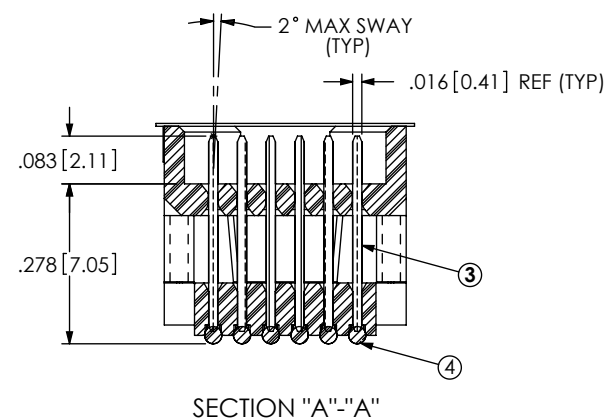
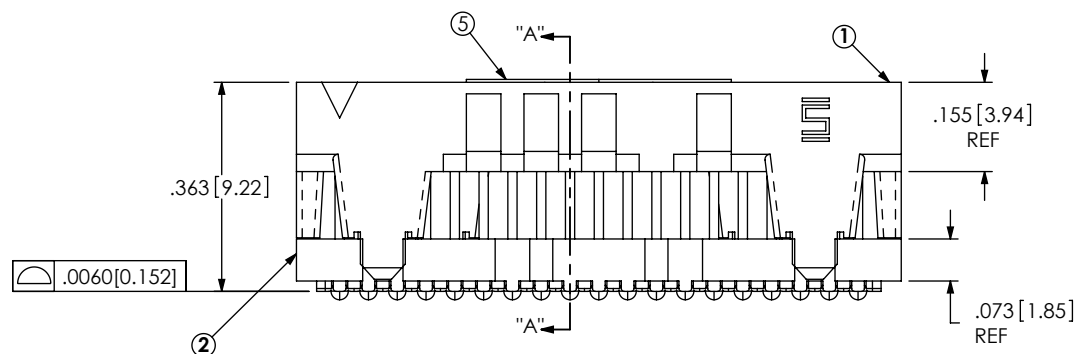
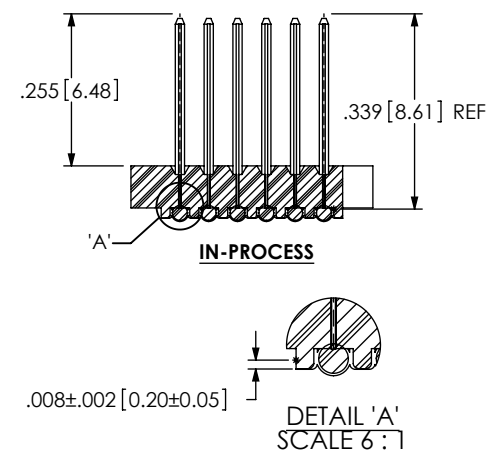
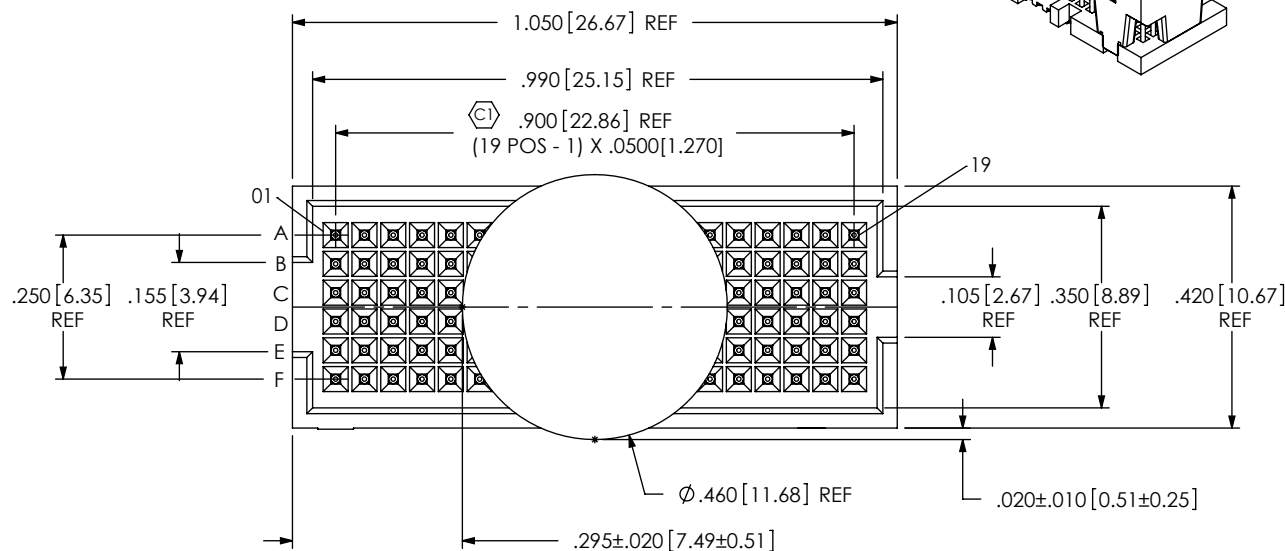
## REVISION N

DO NOT  
SCALE FROM  
THIS PRINT

NOTES:

1. CUSTOM FOR VARIATION OF VITA 42 XMC STANDARD & ITEMS -1, -2, & -3 NOT AVAILABLE AS STANDARD.
2. @REPRESENTS A CRITICAL DIMENSION.
3. BURR ALLOWANCE: .0015[0.038] MAX.
4. MAXIMUM CUT FLASH: .010[0.25].
5. MINIMUM PUSHOUT FORCE: .5 LB.
6. MAXIMUM ALLOWABLE BOW; TOP/BOTTOM: .004[0.10], SIDE/SIDE: .003[0.08].
7. PARTS TO BE PACKAGED IN TAPE & REEL. FOR QTY'S LESS THAN 125 PCS, NO TRAILER OR LEADER WILL BE SUPPLIED.

**ANY REV MADE TO THIS PRINT MUST HAVE AN UPDATED MKT PRINT**



ITEM NO.	PART NUMBER	QTY	MATERIAL
1	ASP-103598-01-B	1.0000	UL 94 V0, COLOR: BLACK
2	ASP-103599-01-B	1.0000	UL 94 V0, COLOR: BLACK
3	ASP-104554-02-P-H	114.00	BRASS ALLOY 260, 3/4 HARD
4	SBD-030-6337	114.00	63% TIN /37% LEAD
5	K-850-650	1.0000	POLYIMIDE FILM
6	CT-ASP1134MS	.0057	CONDUCTIVE POLYMER

UNLESS OTHERWISE SPECIFIED,  
DIMENSIONS ARE IN INCHES.  
TOLERANCES ARE:

DECIMALS	ANGLES
.XX: $\pm .01$	2°
.XXX: $\pm .005$	
.XXXX: $\pm .0020$	

**PROPRIETARY NOTE**  
THIS DOCUMENT CONTAINS INFORMATION  
CONFIDENTIAL AND PROPRIETARY TO  
SAMTEC, INC. AND SHALL NOT BE REPRODUCED  
OR TRANSFERRED TO OTHER DOCUMENTS OR  
DISCLOSED TO OTHERS OR USED FOR ANY  
PURPOSE OTHER THAN THAT WHICH IT WAS  
OBTAINED WITHOUT THE EXPRESSED WRITTEN  
CONSENT OF SAMTEC, INC.

DO NOT SCALE  
PLATING ON ENTIRE TERMINAL:  
.000030 GOLD OVER .000050 NICKEL

DO NOT SCALE DRAWING SHEET SCALE: 3:1

c:\enterprisevault\DWG\MISC\MKTG\ASP-103614-01-MKT.SLDDRW

PROPRIETARY NOTE

THIS DOCUMENT CONTAINS INFORMATION  
CONFIDENTIAL AND PROPRIETARY TO  
SAMTEC, INC. AND SHALL NOT BE REPRODUCED  
OR TRANSFERRED TO OTHER DOCUMENTS OR  
DISCLOSED TO OTHERS OR USED FOR ANY  
PURPOSE OTHER THAN THAT WHICH IT WAS  
OBTAINED WITHOUT THE EXPRESSED WRITTEN  
CONSENT OF SAMTEC, INC.

DESCRIPTION:	
--------------	--

VITA 42 (LEADED) 10MM  
MATED SOCKET ASSEMBLY

DWG. NO.

ASP-103614-01

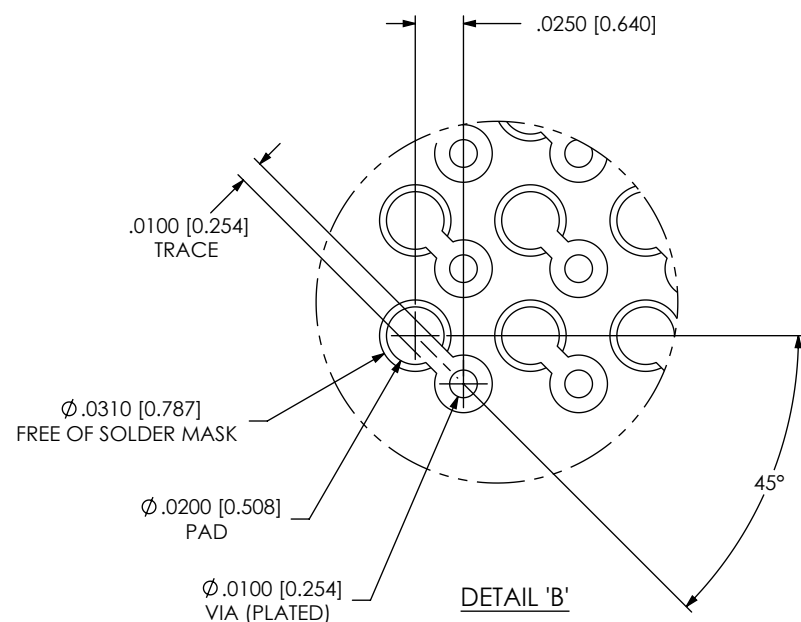
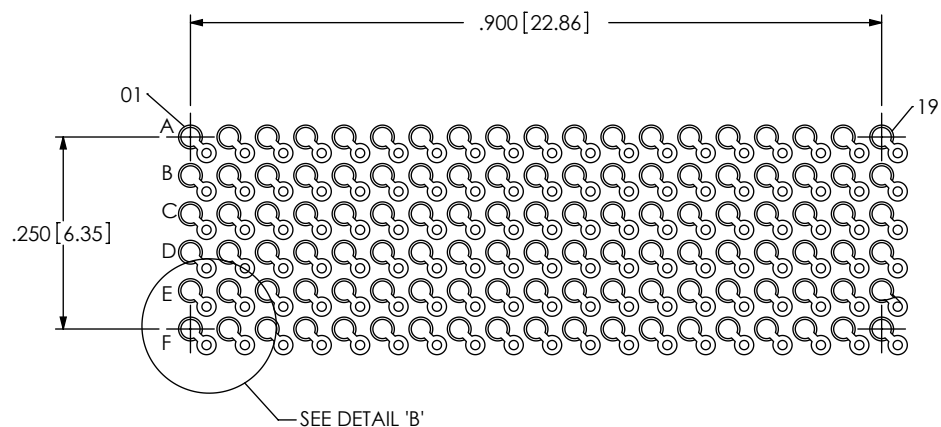
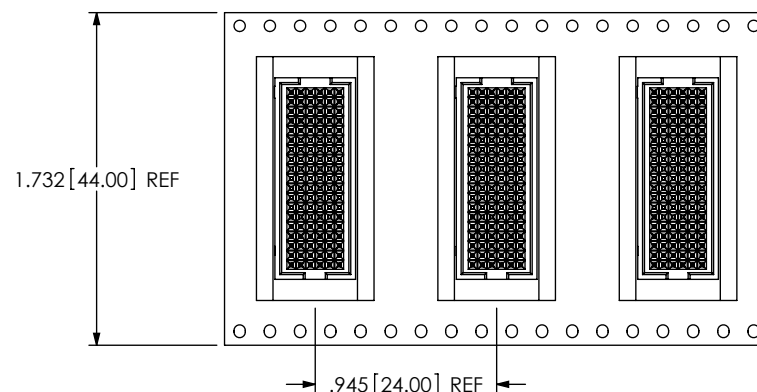
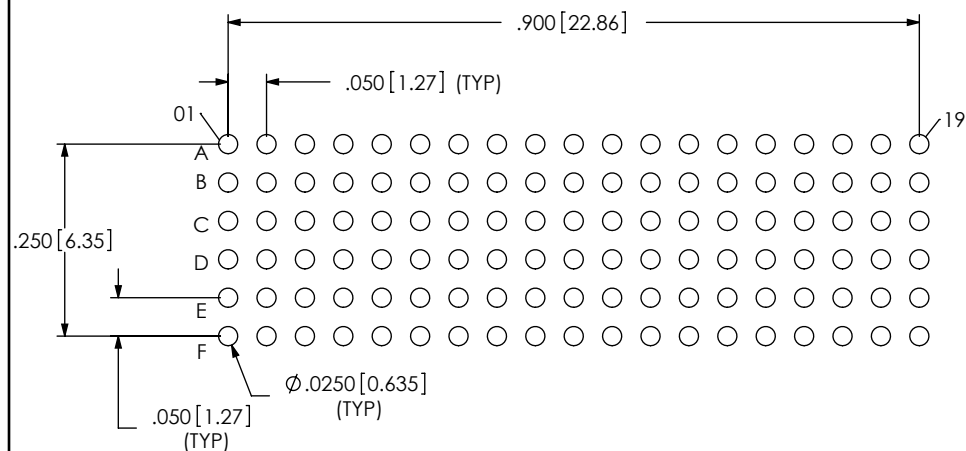
BY: CLAY W

10/18/2002	SHEET 1 OF 2
------------	--------------

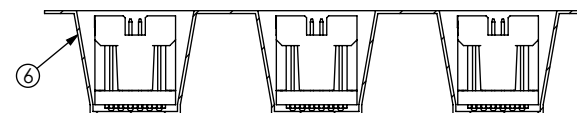
**samtec**

520 PARK EAST BLVD, NEW ALBANY, IN 47150  
PHONE: 812-944-6733 FAX: 812-948-5047  
e-Mail [info@SAMTEC.com](mailto:info@SAMTEC.com) code 55322

## RECOMMENDED BOARD LAYOUT

RECOMMENDED STENCIL LAYOUT  
STENCIL TO BE .0080 [0.152] THICK

USER DIRECTION OF UN-REELING  
POCKET NOT DETAILED



## PACKAGING VIEW

## PROPRIETARY NOTE

THIS DOCUMENT CONTAINS INFORMATION  
CONFIDENTIAL AND PROPRIETARY TO  
SAMTEC, INC. AND SHALL NOT BE REPRODUCED  
OR TRANSFERRED TO OTHER DOCUMENTS OR  
DISCLOSED TO OTHERS OR USED FOR ANY  
PURPOSE OTHER THAN THAT WHICH IT WAS  
OBTAINED WITHOUT THE EXPRESSED WRITTEN  
CONSENT OF SAMTEC, INC.

**samtec**

520 PARK EAST BLVD, NEW ALBANY, IN 47150  
PHONE: 812-944-6733 FAX: 812-948-5047  
e-Mail: info@SAMTEC.com code 55322

SHEET SCALE: 4:1

DESCRIPTION:  
VITA 42 (LEADED) 10MM MATED SOCKET ASSEMBLY

DWG. NO.

ASP-103614-01

BY: CLAY W

10/18/2002

SHEET 2 OF 2