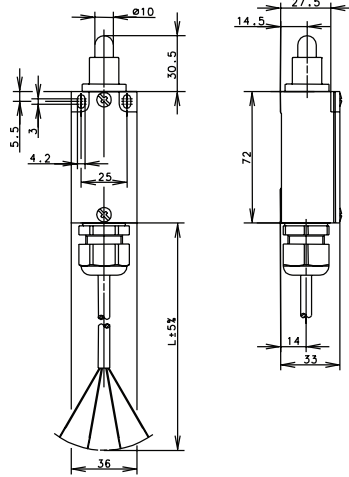
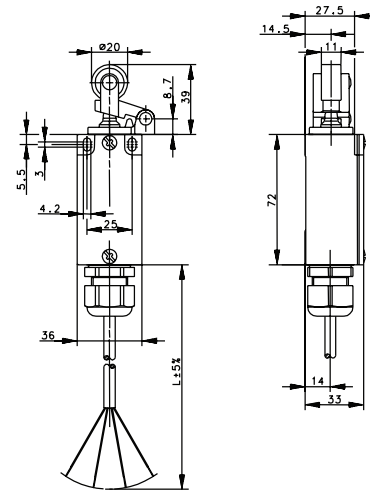


GC Series Limit Switches

GC IW

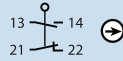


GC HW



6.5' (2 meter) connection cable

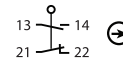
609.2152.002
GC-SU1Z EX IW -2M-



-

16.4' (5 meter) connection cable

609.2152.004
GC-SU1Z EX IW -5M-




609.2171.024
GC-SU1Z EX HW -5M-

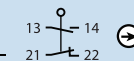


29.5' (9 meter) connection cable

609.2152.005
GC-SU1Z EX IW -9M-



609.2171.025
GC-SU1Z EX HW -9M-



EX Certification

II 2 G EEx d IIC T6

II 2 G EEx d IIC T6

Technical Information

Maximum Switching Voltage	230V	230V
Maximum Switching Amperage	5A	5A
B10d	4 Million	4 Million
Mechanical Service Life	2 x 10 ⁶	2 x 10 ⁶
Switching Frequency	≤ 50/min	≤ 50/min
Operating Temperature	-20 °C to +65 °C	-20 °C to +65 °C
Protection Rating	IP66 / IP67	IP66 / IP67
Utilization Category	AC 15, 240 V / 3 A; DC 13, 250 V / 0.27 A	AC 15, 240 V / 3 A; DC 13, 250 V / 0.27 A
Rate Insulation Voltage	250VAC	250VAC

Drawing dimensions in mm