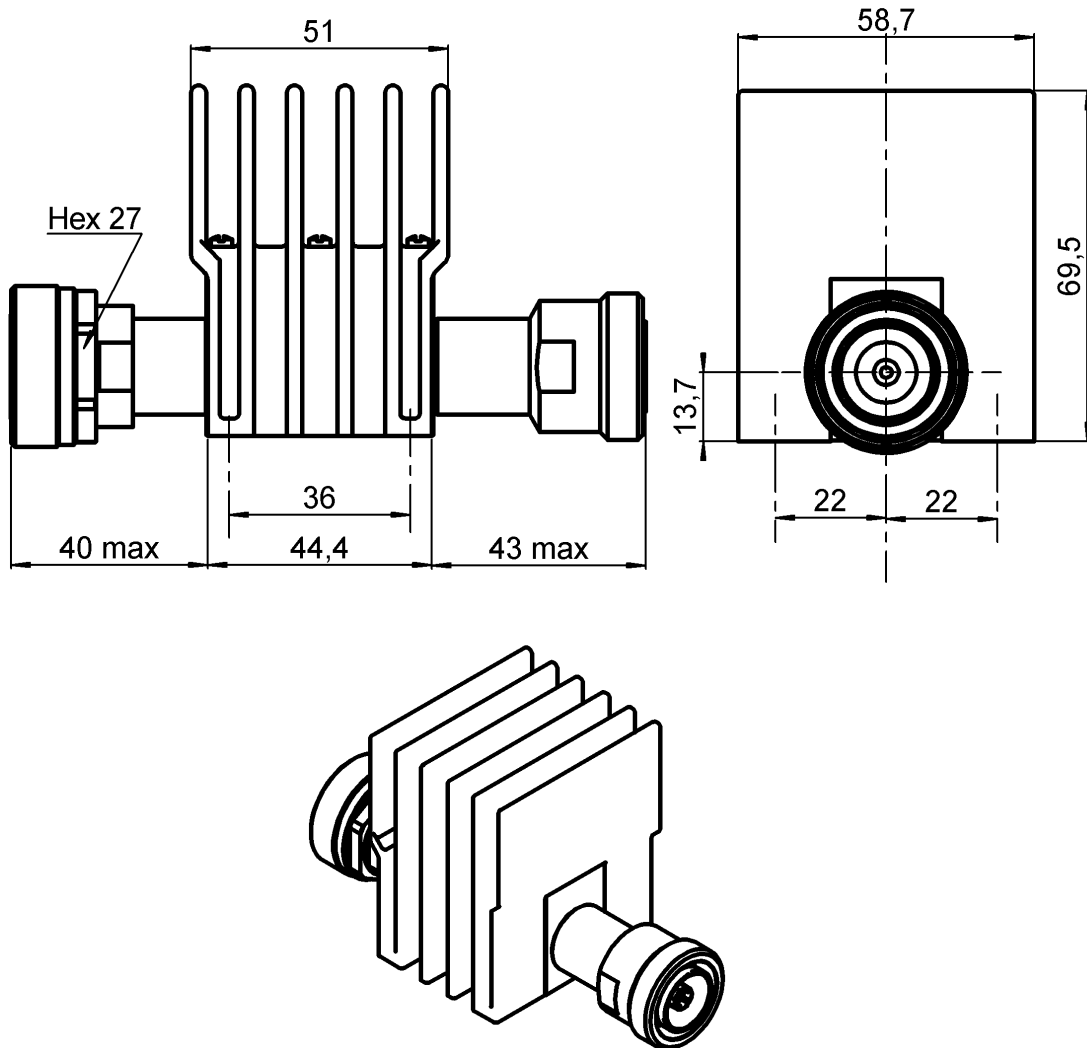


7-16 ATTENUATOR

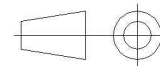
6 DB 4 GHZ 25W

R420.306.110

Series : ATTENUATOR



All dimensions are in mm.



COMPONENTS	MATERIALS	PLATING(μm)
BODY	ALUMINIUM	BLACK ANODIZATION
MALE CENTER CONTACT	BRASS	BBR 0.5 OVER SILVER 3
FEMALE CENTER CONTACT	BERYLLIUM COPPER	BBR 0.5 OVER SILVER 3
OUTER CONTACT	BRASS	BBR 0.5 OVER SILVER 5
INSULATOR	PTFE	
GASKET	SILICONE RUBBER	
SUBSTRATE	ALUMINA	
RESISTOR	THICK FILM	
OTHERS PARTS	ALUMINIUM	BLACK ANODIZATION

Issue : 0543 A

In the effort to improve our products, we reserve the right to make changes judged to be necessary.

7-16 ATTENUATOR**6 DB 4 GHZ 25W****R420.306.110**

Series : ATTENUATOR

ELECTRICAL CHARACTERISTICS

Frequency (GHz)	DC - 1	1 - 2	2 - 4
V.S.W.R (\leq)	1.10	1.20	1.35
Deviation(\pm dB)	0.60	0.60	0.60

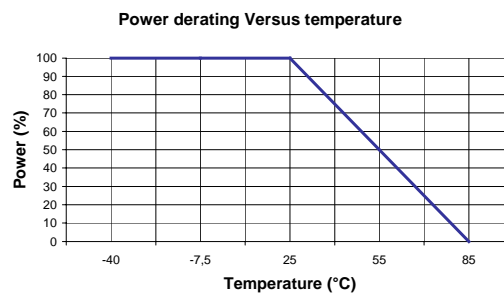
Operating Frequency Range	DC - 4	GHz
Impedance	50	Ω
Nominal Attenuation	6	dB
Peak power at 25°C (1 μ s, 1%)	5000	W
Average power at 25°C	25	W (Free Air Cooled) W (Conduction Cooled)

MECHANICAL CHARACTERISTICS

Connectors	7-16	Male Female	IEC 169-4
Weight	512.052	g	

ENVIRONMENTAL CHARACTERISTICS

Operating temperature range	-40 / +85 °C
Storage temperature range	-40 / +85 °C

**SPECIFICATION****OTHER CHARACTERISTICS****Issue : 0543 A**

In the effort to improve our products, we reserve the right to make changes judged to be necessary.