

**MODEL:** PJ-041-SMT | **DESCRIPTION:** DC POWER JACK

**FEATURES**

- 0.65mm center pin
- 1.0 A rating
- right angle orientation
- surface mount (SMT)



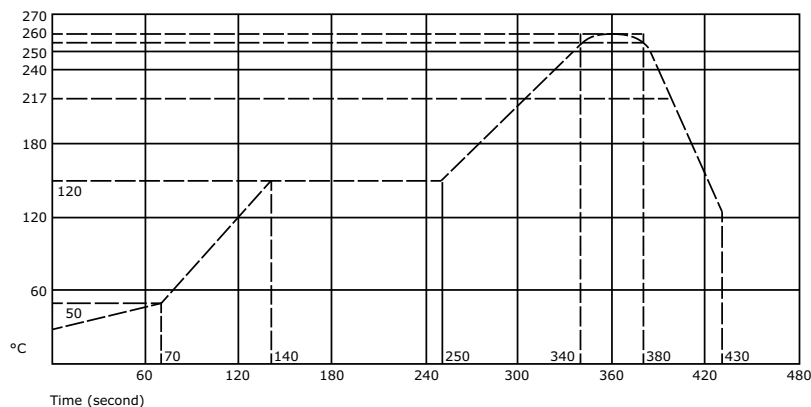
**SPECIFICATIONS**

parameter	conditions/description	min	typ	max	units
rated input voltage			16		Vdc
rated input current				1.0	A
contact resistance <sup>1</sup>	between terminal and mating plug between terminal in a closed circuit			50 30	mΩ mΩ
insulation resistance	at 500 Vdc	100			MΩ
voltage withstand	at 50/60Hz for 1 minute			500	Vac
insertion/withdrawal force		0.3		3	kg
terminal strength	any direction for 10 seconds			500	g
operating temperature		-25		85	°C
life			5,000		cycles
flammability rating	UL94V-0				
RoHS	2011/65/EU				

Notes: 1. When measured at a current of less than 100 mA/1 kHz  
2. Add suffix "-TR" to the model number for tape & reel packaging

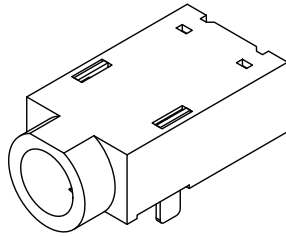
**SOLDERABILITY**

parameter	conditions/description	min	typ	max	units
reflow soldering	see reflow profile	255	260	265	°C

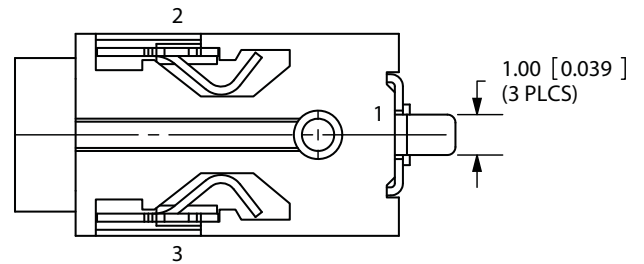
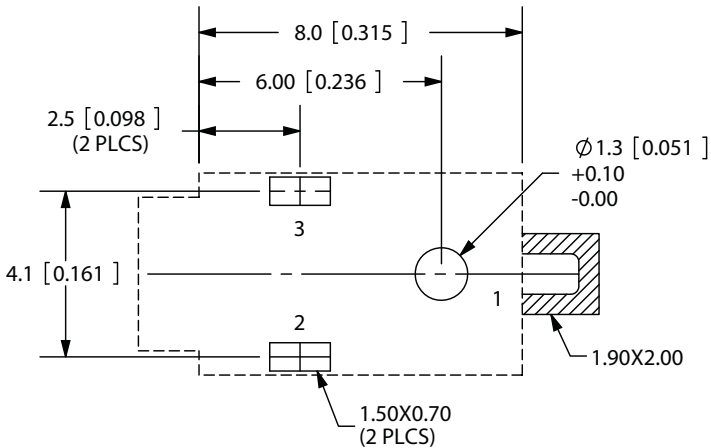
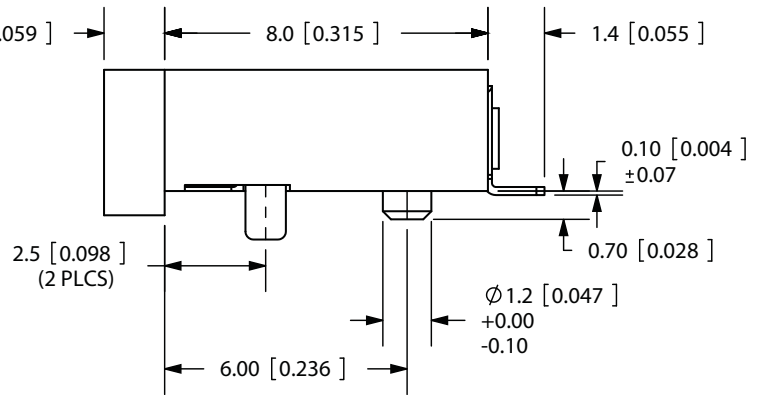
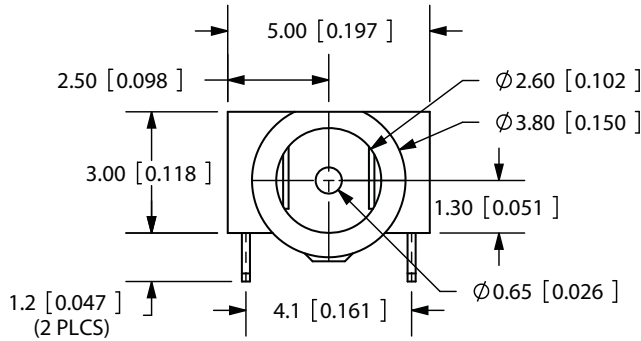


## MECHANICAL DRAWING

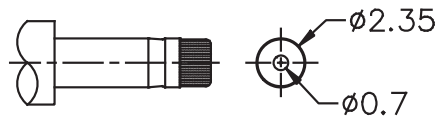
units: mm[inches]  
 tolerance:  
 X.X ±0.2mm  
 X.XX ±0.1mm  
 X.XXX ±0.05mm



	MATERIAL	PLATING
center pin	copper	nickel plated
terminal 1	brass	silver plated
terminal 2	copper alloy	silver plated
terminal 3	copper alloy	silver plated
plastic	PA6T	



PCB LAYOUT  
TOP VIEW



MATING PLUG  
Jack Insertion Depth: 7.7mm

SCHMATIC	
Model	PJ-041-SMT
Center Pin	Ø0.65 mm

Note: All specifications measured at 10~35°C, humidity at 45~85%, under standard atmospheric pressure, unless otherwise noted.

## REVISION HISTORY

---

rev.	description	date
1.0	initial release	02/05/2007
1.01	added TR package option	06/19/2013
1.02	applied new spec template	08/29/2013

The revision history provided is for informational purposes only and is believed to be accurate.



**CUI INC**<sup>®</sup>

**Headquarters**  
20050 SW 112th Ave.  
Tualatin, OR 97062  
**800.275.4899**

Fax 503.612.2383  
**cui.com**  
techsupport@cui.com

CUI offers a one (1) year limited warranty. Complete warranty information is listed on our website.

CUI reserves the right to make changes to the product at any time without notice. Information provided by CUI is believed to be accurate and reliable. However, no responsibility is assumed by CUI for its use, nor for any infringements of patents or other rights of third parties which may result from its use.

CUI products are not authorized or warranted for use as critical components in equipment that requires an extremely high level of reliability. A critical component is any component of a life support device or system whose failure to perform can be reasonably expected to cause the failure of the life support device or system, or to affect its safety or effectiveness.