

Description

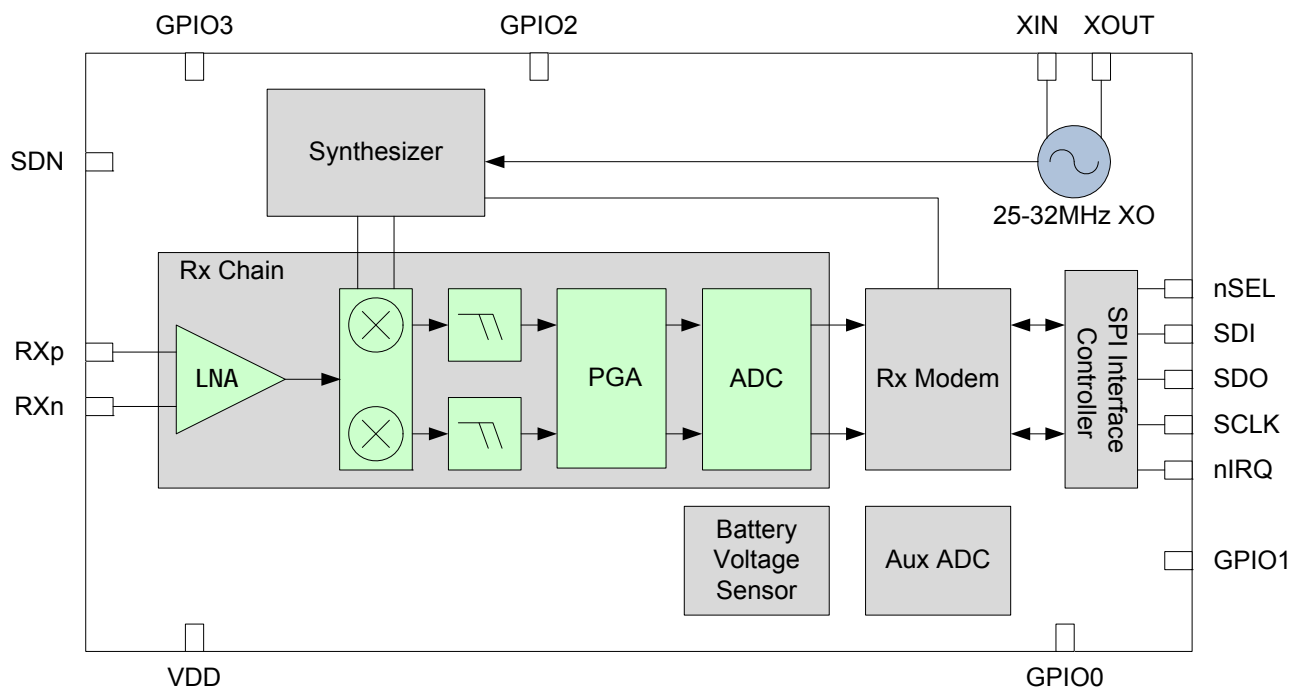
Silicon Laboratories' Si4355 is an easy to use, low current, sub-GHz EZRadio® receiver. Covering all major bands, it combines plug-and-play simplicity with the flexibility needed to handle a wide variety of applications. The compact 3x3 mm package size combined with a low external BOM count makes the Si4355 both space efficient and cost effective. Excellent sensitivity of 116 dBm allows for a longer operating range, while the low current consumption of 10 mA active and 50 nA standby, provides for superior battery life. By fully integrating all components from the antenna to the GPIO or SPI interface to the MCU, the Si4355 makes realizing this performance in an application easy. Design simplicity is further exemplified in the Wireless Development Suite (WDS) user interface module. This configuration module provides simplified programming options for a broad range of applications in an easy to use format that results in both a faster and lower risk development. Like all Silicon Laboratories' EZRadio devices, the Si4355 is fully compliant with all worldwide regulatory standards, such as FCC, ETSI, and ARIB.

Features

- Frequency range = 283–960 MHz
- Receive sensitivity = –116 dBm
- Modulation
 - (G)FSK
 - OOK
- Low RX Current = 10 mA
- Low standby current = 50 nA
- Max data rate = 500 kbps
- Power supply = 1.8 to 3.6 V
- 64 byte FIFO
- Auto frequency control (AFC)
- Automatic gain control (AGC)
- Integrated battery voltage sensor
- Packet handling including preamble, sync word detection, and CRC
- Low BOM
- 20-Pin 3 mm x 3 mm QFN package

Applications

- Remote control
- Home security and alarm
- Telemetry
- Garage and gate openers
- Remote keyless entry
- Home automation
- Industrial control
- Sensor networks
- Health monitors



Selected Electrical Specification

Parameter	Symbol	Test Condition	Min	Typ	Max	Unit
Supply Voltage	V_{DD}		1.8	3.3	3.6	V
Frequency Range	F_{RX}		283	—	350	MHz
			425	—	525	MHz
			850	—	960	MHz
Current Consumption	$I_{Shutdown}$		—	30	—	nA
	$I_{Standby}$		—	50	—	nA
	I_{RX}		—	10	—	mA
Rx Sensitivity	P_{RX_2}	BER < 0.1%, 2.4 kbps, GFSK, BT = 0.5, ΔF = 25kHz, 114 kHz Rx BW	—	-116	—	dBm
	P_{RX_OOK}	BER < 0.1%, 1 kbps, 185 kHz Rx BW, OOK, PN15 data	—	-113	—	dBm
Selectivity ²	C/I_{1-CH}	±1 Channel Offset	—	-56	—	dB
	C/I_{2-CH}	±2 Channel Offset	—	-59	—	dB
Blocking ²	$200k_{BLOCK}$	200 kHz–1 MHz Offset	—	-58	—	dB
	$1M_{BLOCK}$	1 MHz Offset	—	-61	—	dB
	$8M_{BLOCK}$	8 MHz Offset	—	-79	—	dB
Image Rejection	Im_{REJ}	Rejection at the image frequency IF = 468 kHz	—	-35	—	dB
Data Rate	DR_{FSK}	(G)FSK Modulation	1.0	—	500	kbps
	DR_{OOK}	OOK Modulation	0.5	—	120	kbps

Notes:

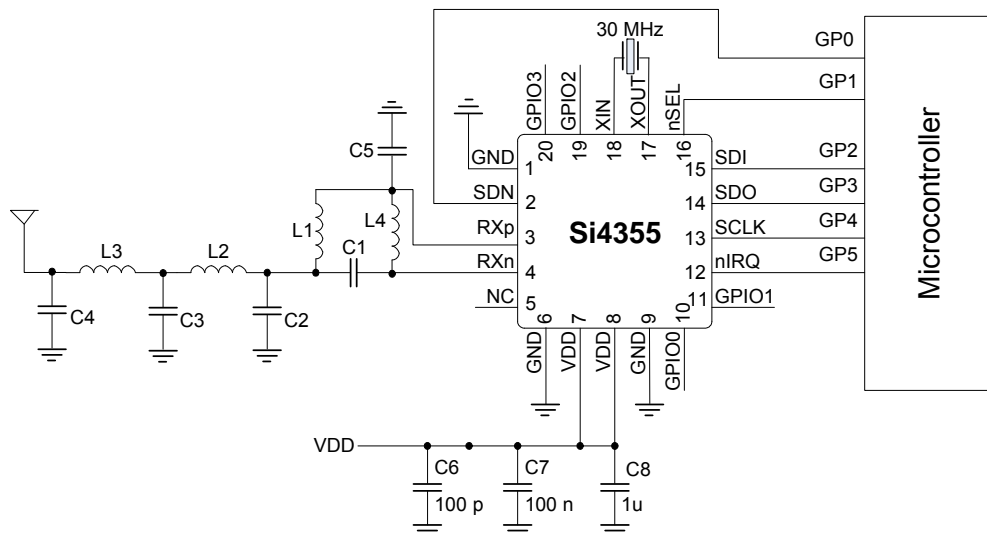
- Test Conditions: 3.3 VDC V_{DD} , 25 °C, external reference signal (X_{IN}) = 1.0 V_{PP} at 30MHz, centered around 0.8 VDC. Sensitivity measured at 434 MHz.
- Desired reference signal 3 dB above sensitivity, BER < 0.1%, Interferer is CW and desired modulation with 2.4 kbps, ΔF = 30 kHz, GFSK with BT = 0.5, Rx BW = 114 kHz, 100 kHz channel spacing.

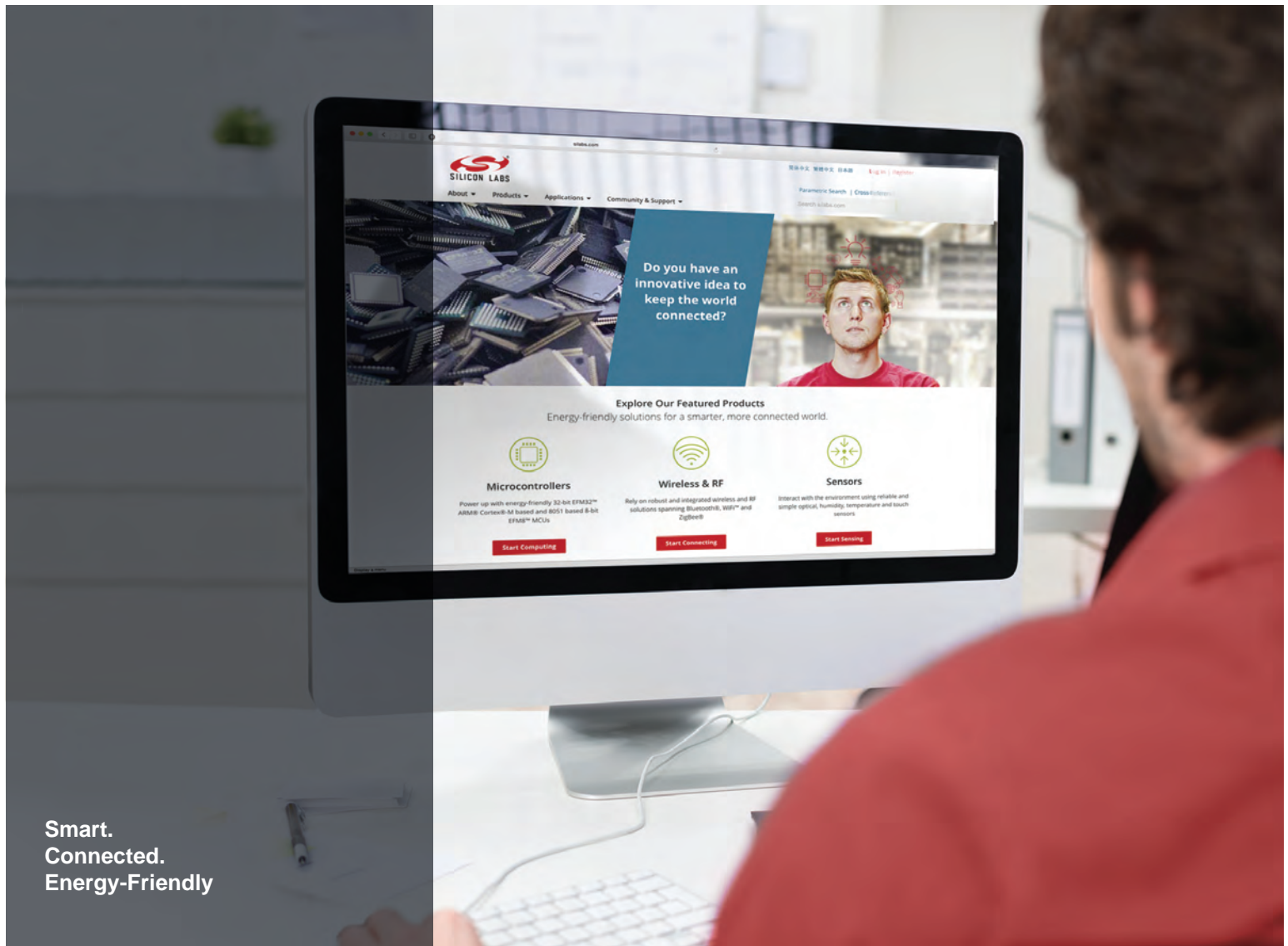
Ordering Guide

Part Number*	Description	Package Type	Operating Temperature
Si4355-B1A-FM	EZRadio Transceiver	3x3 QFN-20 Pb-free	-40 to 85 °C

*Note: Add an "R" at the end of the device part number to denote tape and reel option.

Application Circuit






Smart.
Connected.
Energy-Friendly



Products
www.silabs.com/products



Quality
www.silabs.com/quality



Support and Community
community.silabs.com

Disclaimer

Silicon Laboratories intends to provide customers with the latest, accurate, and in-depth documentation of all peripherals and modules available for system and software implementers using or intending to use the Silicon Laboratories products. Characterization data, available modules and peripherals, memory sizes and memory addresses refer to each specific device, and "Typical" parameters provided can and do vary in different applications. Application examples described herein are for illustrative purposes only. Silicon Laboratories reserves the right to make changes without further notice and limitation to product information, specifications, and descriptions herein, and does not give warranties as to the accuracy or completeness of the included information. Silicon Laboratories shall have no liability for the consequences of use of the information supplied herein. This document does not imply or express copyright licenses granted hereunder to design or fabricate any integrated circuits. The products must not be used within any Life Support System without the specific written consent of Silicon Laboratories. A "Life Support System" is any product or system intended to support or sustain life and/or health, which, if it fails, can be reasonably expected to result in significant personal injury or death. Silicon Laboratories products are generally not intended for military applications. Silicon Laboratories products shall under no circumstances be used in weapons of mass destruction including (but not limited to) nuclear, biological or chemical weapons, or missiles capable of delivering such weapons.

Trademark Information

Silicon Laboratories Inc., Silicon Laboratories, Silicon Labs, SiLabs and the Silicon Labs logo, CMEMS®, EFM, EFM32, EFR, Energy Micro, Energy Micro logo and combinations thereof, "the world's most energy friendly microcontrollers", Ember®, EZLink®, EZMac®, EZRadio®, EZRadioPRO®, DSPLL®, ISOmodem®, Precision32®, ProSLIC®, SiPHY®, USBXpress® and others are trademarks or registered trademarks of Silicon Laboratories Inc. ARM, CORTEX, Cortex-M3 and THUMB are trademarks or registered trademarks of ARM Holdings. Keil is a registered trademark of ARM Limited. All other products or brand names mentioned herein are trademarks of their respective holders.



Silicon Laboratories Inc.
400 West Cesar Chavez
Austin, TX 78701
USA

<http://www.silabs.com>