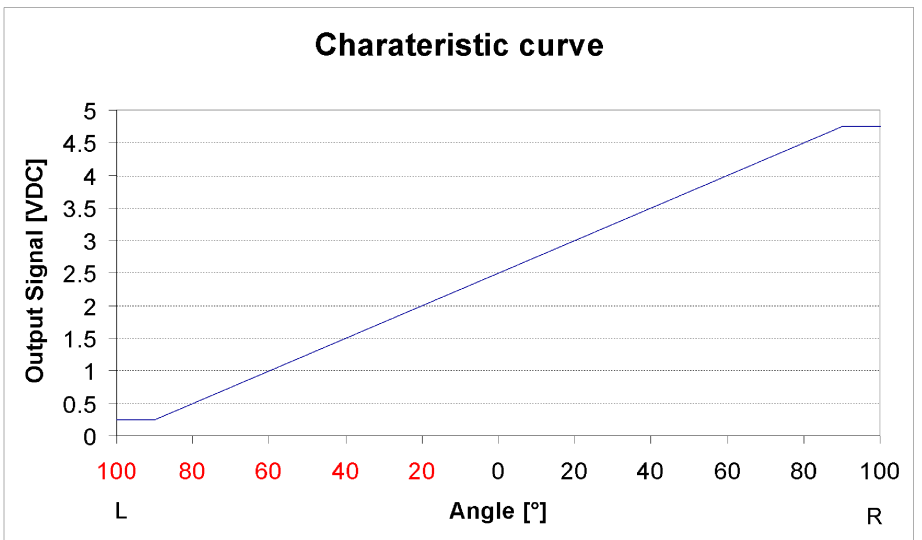
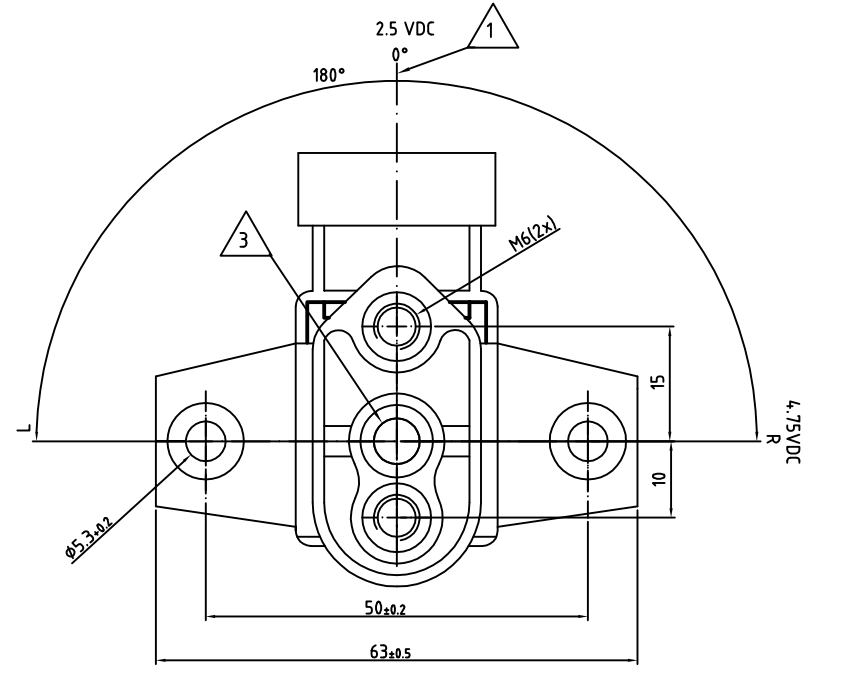
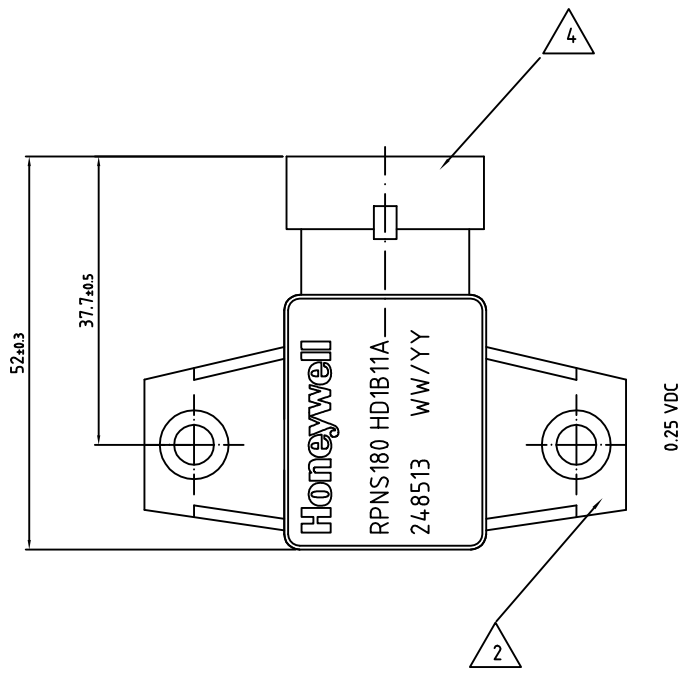


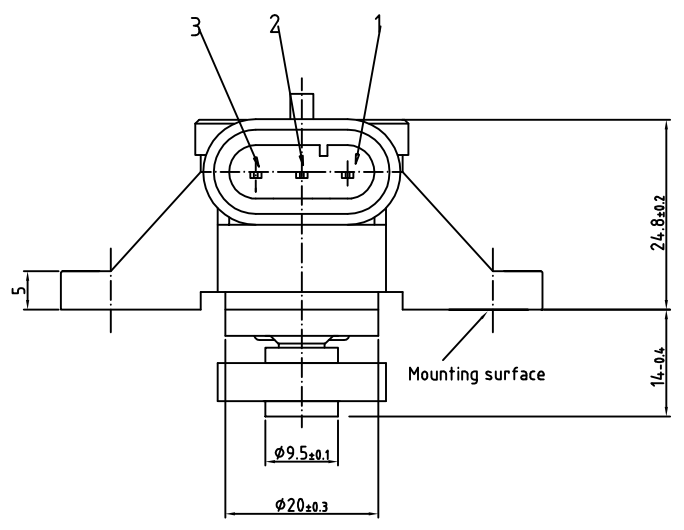
HONEYWELL
PART NUMBER
RPNS180HD1B11A

REV	CHANGE DOCUMENT	CHANGED BY	CHECK
A	0040247	VS 23JUN08	BLR

Technical Data	
Function	Angular Sensor
Sensor principle	Contact-free, Hall effect
Measuring range	180°
Mechanical end stop	No
Supply voltage	8 – 30 VDC
Current consumption max.	20 mA
Output signal	
Angle /°	Output signal
L (90°)	0.25 VDC
0°	2.5 VDC
R (90°)	4.75 VDC
Delay of the output signal	ca. 3 ms
Reverse polarity protection	Yes
Output	24h short –circuit proof
EMC	200V/m acc. to ISO 11452-3
Ambient conditions	
Operating temperature:	- 40°C bis + 85°C
Temperature range (storage)	- 40°C bis + 125°C
protection class	IP67 acc. to DIN 40050
Tightening torque of the mounting screw max.	2,5 Nm ± 0,5 Nm
Accuracy	±1,6% / 2mV/°
Hysteresis	None
Linearity	± 2°
Cycles of rotation	30 x 10 ⁶ cycles



- 1 Zero point
- 2 Housing Material PA66
- 3 Shaft Material Stainless Steel
- 4 Tab Connector acc. to AMP Superseal 1.5 Series 282105 Shall mate with receptacle Connector 282087-1



Pin configuration	
1	GND
2	Ub 5 VDC
3	4.75-0.25 VDC

DESIGN UNITS: MM
TOLERANCES UNLESS NOTED:

GEOMETRICAL TOLERANCE ACCORDING TO DIN ISO 1101
GENERAL TOLERANCES ACCORDING TO DIN 16901-130B

DRAWN	MBH	18JUN08
CHECK	JLH	18JUN08
THIS DRAWING COVERS A PROPRIETARY ITEM AND IS THE PROPERTY OF HONEYWELL. THIS DRAWING IS NOT TO BE COPIED OR USED WITHOUT THE PERMISSION OF HONEYWELL.		
INTERPRET PER ASME Y14.5M-1994 OTHER HONEYWELL ENGINEERING STANDARDS MAY APPLY		

Honeywell			
TITLE			
ANGULAR SENSOR ±90°			
SIZE	TYPE	DRAWING NAME	REV
A3	I	RPNS180HD1B11A	A
AUTOCAD 2D		SCALE	SHEET
		-	1 OF 1

