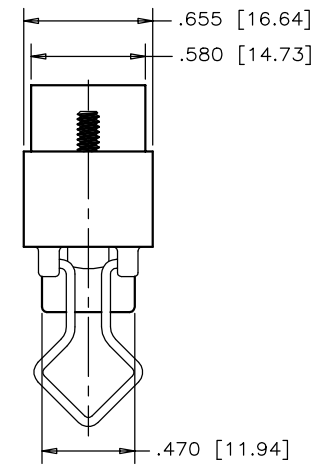
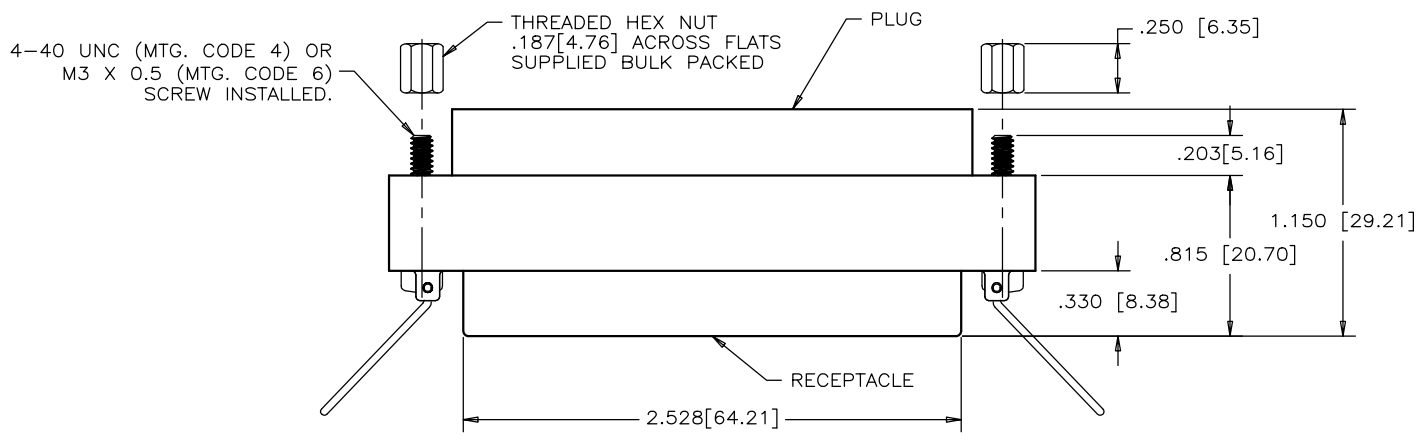
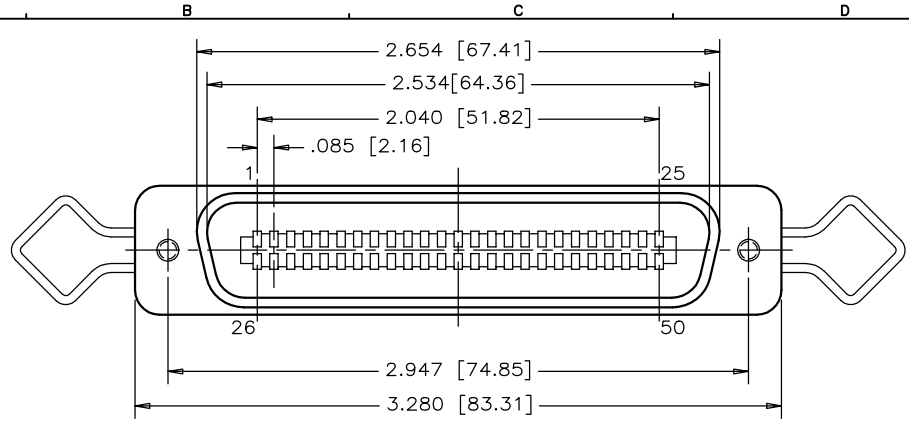


REVISIONS				
SYM	ZONE	ECN, ERN NO.	DATE	APPRD.
B		PRODUCT DRAWING	03/09/11	ATP

THIS IS A CAD DRAWING. DO NOT MANUALLY REVISE.



ORDERING CODE:

PART NUMBER F C C 5 7 - 0 9 5 0 0 - 4 1 0

SERIES _____ MODIFIER (0=STANDARD)

STYLE _____ CAPACITANCE

09=ADAPTER D=50 pF 5=1000 pF

NUMBER OF CONTACTS _____ B=100 pF 7=1200 pF

0=STANDARD 0=180 pF E=2200 pF

1=470 pF 9=5600 pF

3=820 pF 8=47000 pF

MOUNTING OPTION _____ REFER TO AMPHENOL CATALOGUE FOR FILTER PERFORMANCE CHARACTERISTICS

4=#4-40 UNC THREADED SCREW & HEX NUT

6=M3 - 0.5 THREADED SCREW & HEX NUT

MATERIALS:

SHELL: ALUMINUM DIECAST, TIN PLATED.

CONTACTS: PHOSPHOR BRONZE, 30 MICROINCHES [0.76 MICRONS] OF GOLD PLATED OVER NICKEL ON CONTACT MATING AREAS.

INSERT: HIGH STRENGTH THERMOPLASTIC POLYESTER FLAMMABILITY RATING UL 94V-0, BLACK.

THIS DOCUMENT CONTAINS PROPRIETARY INFORMATION AND SUCH INFORMATION MAY NOT BE DISCLOSED TO OTHERS FOR ANY PURPOSE OR USED FOR MANUFACTURING PURPOSES WITHOUT WRITTEN PERMISSION FROM AMPHENOL CANADA CORP.

MATERIAL -----	DRAWN <u>I.ESSAJEE</u> DATE <u>00/01/05</u>	Amphenol Canada Corp. TITLE FCC57 FILTERED MICRO-RIBBON CONNECTOR, PLUG/RECEPTACLE ADAPTER, 50 SIZE, WITH LATCH SPRINGS & MOUNTING HARDWARE	DWG C	DRAWING NO. P-FCC57-09500-XX0	REV. B
	DESIGNED				
	CHECKED <u>K.LAMBIE</u> DATE <u>00/01/13</u>				
	I. E. APPRD.				
FINISH -----	Q. A. APPRD.	ENG. REL. NO.	SCALE 2/1	WT. -----	SURF. -----
	REF. <u>EAR C10929</u>	DIMENSIONS ARE IN INCHES [mm]	03554		SHEET 1 OF 1