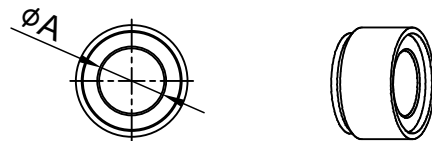
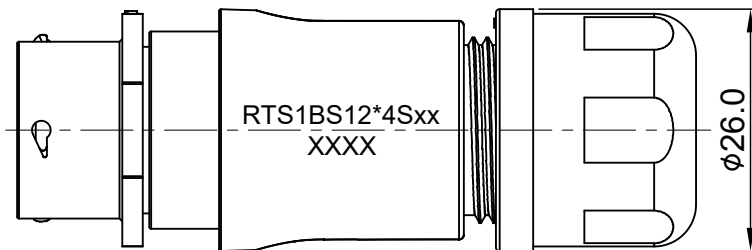
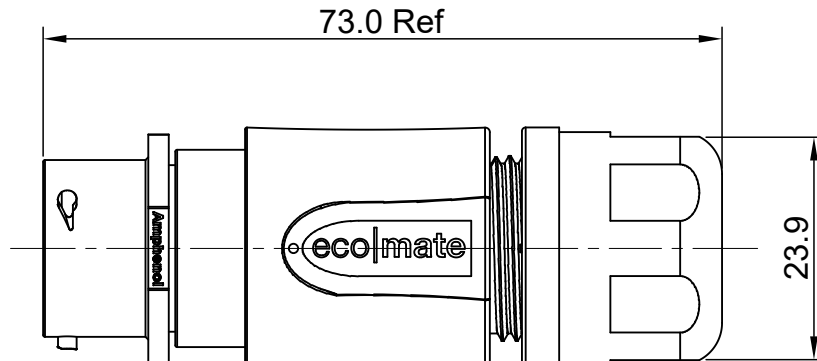
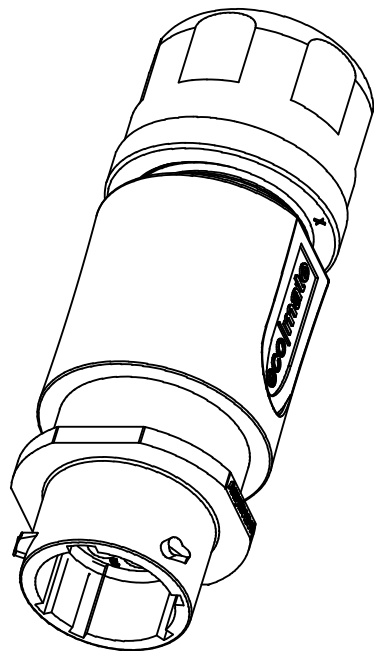
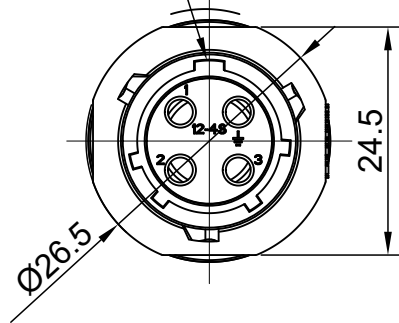


MASTER KEYWAY



DIMENSION ØA	CABLE OD RANGE
9.5MM	6.0-9.0mm
12.2MM	8.5-12.0mm

KEY	PART NUMBER	
	-40°C ~ 105°C	-40°C ~ 125°C
N	RTS1BS12N4S	RTS1BS12N4S03

NOTES: (UNLESS OTHERWISE SPECIFIED)

- MATERIAL:
 - SHELL: THERMOPLASTIC, UL94 V-0.
 - INSERT: THERMOPLASTIC, UL94 V-0.
 - O-RING: NBR/SILICONE RUBBER.
 - BACK SHELL: THERMOPLASTIC, UL94 V-0.
 - CLAMP NUT: THERMOPLASTIC, UL94 V-0.
 - CLAMP RING: THERMOPLASTIC, UL94 V-0.
 - CABLE SEAL: EPDM.
- SPECIFICATIONS:
 - RATED CURRENT: 13A (MAX).
 - RATED VOLTAGE: 500V(AC/DC).
 - OPERATING TEMPERATURE: SEE TABLE.
 - DIELECTRIC WITHSTANDING VOLTAGE: LESS THAN 2 MILLIAMPS CURRENT LEAKAGE@2000 VOLTS AC.
 - INSULATION RESISTANCE: 5000 MEGOHMS MIN.
 - IP-CLASS: IP67 AND IP69K IN THE MATED CONDITION.
 - MATING CYCLES DURABILITY: 500 CYCLES MIN.
 - RoHS COMPLIANT.
- SUITABLE CONTACTS : 16# CONTACT.
- ALL DIMENSIONS ARE FOR REFERENCE USE ONLY.
- ADD LOCTITE TO RETAIN BACKSHELL DURING UN-MATING AND TO PROVIDE ADDITIONAL PROTECTION AGAINST VIBRATION.

QUANTITY	PART NUMBER	DESCRIPTION	ITEM
MATERIALS LIST			
UNLESS OTHERWISE SPECIFIED 1) All dimensions are in metric(mm). 2) Tolerances are as follows: 1 PL DEC ±0.30 2 PL DEC ±0.15 3 PL DEC ±0.08 3) Note reference =		SIGNATURES	DATE
		DRAWN: Blink	Jun-20-2018
		CHECKED: Tod	Jun-20-2018
		ENGINEER:	
		APPROVAL: Tommy	Jun-20-2018
MATERIAL SPECIFICATIONS:		CUSTOMER:	
PROCESS SPECIFICATIONS:		THIS DRAWING IS SUPPLIED FOR INFORMATION ONLY. DESIGN FEATURES, SPECIFICATIONS AND PERFORMANCE DATA SHOWN HEREON ARE THE PROPERTY OF THE AMPHENOL CORPORATION. NO RIGHTS OF REPRODUCTION ARE IMPLIED. ALL DIMENSIONS ARE SUBJECT TO NORMAL MANUFACTURING VARIATIONS.	
NEXT ASSY:			
		SIZE	REVISION
		B C-	A1
		SCALE: NONE	
		DWG NO: RTS1BS12*4Sxx	
		SHEET 1 OF 1	