



**SERIES:** SDI12-UD | **DESCRIPTION:** AC-DC POWER SUPPLY

**FEATURES**

- up to 12 W continuous power
- DoE Level VI, CoC Tier 2 efficiency
- no load power consumption < 0.075 W
- compact size
- universal input voltage range
- over voltage, over current, and short circuit protections
- UL/cUL, GS, CE, PSE safety approvals



| MODEL        | output voltage<br>(Vdc) | output current<br>max<br>(A) | output power<br>max<br>(W) | ripple and noise <sup>1</sup><br>max<br>(mVp-p) | efficiency level <sup>2</sup> |
|--------------|-------------------------|------------------------------|----------------------------|---|-------------------------------|
| SDI12-5-UD   | 5                       | 2                            | 10                         | 100   | VI                            |
| SDI12-5.9-UD | 5.9                     | 2                            | 11.8                       | 100   | VI                            |
| SDI12-9-UD   | 9                       | 1.33                         | 12                         | 100   | VI                            |
| SDI12-12-UD  | 12                      | 1                            | 12                         | 120   | VI                            |
| SDI12-15-UD  | 15                      | 0.8                          | 12                         | 150   | VI                            |
| SDI12-18-UD  | 18                      | 0.67                         | 12                         | 180   | VI                            |
| SDI12-24-UD  | 24                      | 0.5                          | 12                         | 240   | VI                            |

Notes: 1. At full load, nominal input, 20 MHz bandwidth oscilloscope, each output terminated with 0.1 µF multilayer ceramic and 47 µF low ESR electrolytic capacitors.  
2. CoC Tier 2 compliant

**PART NUMBER KEY**



**INPUT**

| parameter                 | conditions/description                  | min | typ | max   | units |
|---------------------------|---|-----|-----|-------|-------|
| voltage                   |   | 90  |     | 264   | Vac   |
| frequency                 |   | 47  |     | 63    | Hz    |
| current                   | at full load                            |     |     | 0.31  | A     |
| inrush current            | at 240 Vac, full load, 25°C, cold start |     |     | 60    | A     |
| leakage current           |   |     |     | 0.25  | mA    |
| no load power consumption | at 115/230 Vac                          |     |     | 0.1   | W     |
|                           | Level VI<br>CoC Tier 2                  |     |     | 0.075 | W     |

**OUTPUT**

| parameter    | conditions/description | min | typ | max | units |
|--------------|------------------------|-----|-----|-----|-------|
| regulation   |                        |     | ±5  |     | %     |
| hold-up time | at full load           | 10  |     |     | ms    |

**PROTECTIONS**

| parameter                | conditions/description          | min | typ | max  | units |
|--------------------------|---------------------------------|-----|-----|------|-------|
| over voltage protection  | output shut down                |     |     |      |       |
|                          | 5 Vdc output model              |     |     | 9    | Vdc   |
|                          | 5.9 Vdc output model            |     |     | 10.6 | Vdc   |
|                          | 9 Vdc output model              |     |     | 16.2 | Vdc   |
|                          | 12 Vdc output model             |     |     | 21.6 | Vdc   |
|                          | 15 Vdc output model             |     |     | 27   | Vdc   |
|                          | 18 Vdc output model             |     |     | 32.4 | Vdc   |
| over current protection  | 24 Vdc output model             |     |     | 45   | Vdc   |
|                          | output shut down, auto recovery |     |     |      |       |
|                          | 5 Vdc output model              |     |     | 5    | A     |
|                          | 5.9 Vdc output model            |     |     | 5    | A     |
|                          | 9 Vdc output model              |     |     | 3    | A     |
|                          | 12 Vdc output model             |     |     | 2.5  | A     |
|                          | 15 Vdc output model             |     |     | 2    | A     |
| short circuit protection | 18 Vdc output model             |     |     | 2    | A     |
|                          | 24 Vdc output model             |     |     | 1.5  | A     |
|                          | output shut down, auto recovery |     |     |      |       |

**SAFETY & COMPLIANCE**

| parameter            | conditions/description                | min     | typ   | max | units |
|----------------------|---------------------------------------|---------|-------|-----|-------|
| isolation voltage    | input to output at 10 mA for 1 minute |         | 3,000 |     | Vac   |
| isolation resistance | input to output at 500 Vdc            | 10      |       |     | MΩ    |
| safety approvals     | UL/cUL, LPS, PSE                      |         |       |     |       |
| EMI/EMC              | FCC Part 15B Class B, CE              |         |       |     |       |
| MTBF                 | as per Telcordia SR-332, 25°C         | 300,000 |       |     | hours |
| RoHS                 | 2011/65/EU                            |         |       |     |       |

**ENVIRONMENTAL**

| parameter             | conditions/description | min | typ | max | units |
|-----------------------|------------------------|-----|-----|-----|-------|
| operating temperature |                        | 0   |     | 40  | °C    |
| storage temperature   |                        | -20 |     | 80  | °C    |
| operating humidity    | non-condensing         | 20  |     | 80  | %     |
| storage humidity      | non-condensing         | 10  |     | 90  | %     |

## MECHANICAL

| parameter  | conditions/description | min | typ | max | units |
|------------|------------------------|-----|-----|-----|-------|
| dimensions | 75 x 48 x 30           |     |     |     | mm    |
| inlet plug | IEC320/C8              |     |     |     |       |
| weight     | without ac cord        |     | 126 |     | g     |

## MECHANICAL DRAWING

units: mm  
tolerance: ±0.5 mm



## DC CORD

units: mm



**Table 1**

| MODEL NO.    | CABLE          | CORD LENGTH  |
|--------------|----------------|--------------|
| SDI12-5-UD   | UL2468, 20 AWG | 1,500 mm ±30 |
| SDI12-5.9-UD | UL2468, 20 AWG | 1,500 mm ±30 |
| SDI12-9-UD   | UL2468, 20 AWG | 1,500 mm ±30 |
| SDI12-12-UD  | UL2468, 22 AWG | 1,500 mm ±30 |
| SDI12-15-UD  | UL2468, 22 AWG | 1,500 mm ±30 |
| SDI12-18-UD  | UL2468, 22 AWG | 1,500 mm ±30 |
| SDI12-24-UD  | UL2468, 22 AWG | 1,500 mm ±30 |

## AC CORD

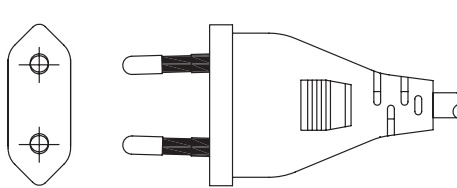
units: mm



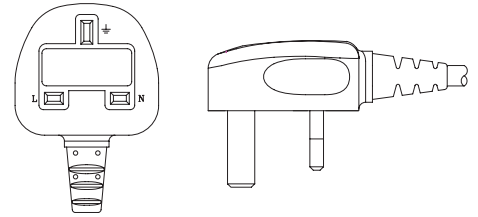
### NORTH AMERICA



### EUROPE



### UNITED KINGDOM



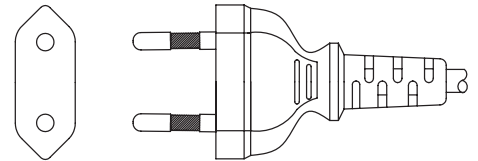
### AUSTRALIA



### CHINA



### SOUTH KOREA



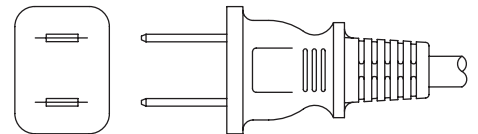
### BRAZIL



### SOUTH AFRICA



### JAPAN



**Table 2**

| AC INPUT       | CORD LENGTH  |
|----------------|--------------|
| North America  | 1,830 mm ±50 |
| Europe         | 1,830 mm ±50 |
| United Kingdom | 1,830 mm ±30 |
| Australia      | 1,830 mm ±30 |
| China          | 1,830 mm ±30 |
| South Korea    | 1,830 mm ±50 |
| Brazil         | 1,830 mm ±30 |
| South Africa   | 1,830 mm ±50 |
| Japan          | 1,830 mm ±50 |

## OUTPUT PLUG OPTIONS

### Standard DC Plug



| Size | A   | B    | C   | Unit |
|------|-----|------|-----|------|
| 5    | 5.5 | 2.1  | 9.5 | mm   |
| 6    | 5.5 | 2.5  | 9.5 | mm   |
| 7    | 3.5 | 1.35 | 9.5 | mm   |
| 8    | 3.8 | 1.35 | 9.5 | mm   |
| 9    | 3.8 | 1.05 | 9.5 | mm   |

### Locking DC Plug



| Size | A   | B   | C   | Unit |
|------|-----|-----|-----|------|
| 10   | 5.5 | 2.1 | 9.5 | mm   |
| 11   | 5.5 | 2.5 | 9.5 | mm   |

### EIAJ DC Plug



| Size | EIAJ   | A    | B   | C   | Unit |
|------|--------|------|-----|-----|------|
| 12   | EIAJ-1 | 2.35 | 0.7 | 9.5 | mm   |
| 13   | EIAJ-2 | 4.0  | 1.7 | 9.5 | mm   |
| 14   | EIAJ-3 | 4.75 | 1.7 | 9.5 | mm   |

### Stripped and Tinned



### DC Plug Type



\*Contact CUI for additional plug options

## REVISION HISTORY

| rev. | description                     | date       |
|------|---------------------------------|------------|
| 1.0  | initial release                 | 08/21/2015 |
| 1.01 | updated datasheet               | 05/18/2016 |
| 1.02 | updated datasheet               | 09/15/2016 |
| 1.03 | removed GS mark as of 5/31/2019 | 04/10/2019 |

The revision history provided is for informational purposes only and is believed to be accurate.



**CUI INC**<sup>®</sup>

**Headquarters**  
20050 SW 112th Ave.  
Tualatin, OR 97062  
**800.275.4899**

Fax 503.612.2383  
**cui.com**  
techsupport@cui.com

This device complies with part 15 of the FCC Rules. Operation is subject to the following two conditions:

- (1) This device may not cause harmful interference, and
- (2) this device must accept any interference received, including interference that may cause undesired operation.

CUI offers a one (1) year limited warranty. Complete warranty information is listed on our website.

CUI reserves the right to make changes to the product at any time without notice. Information provided by CUI is believed to be accurate and reliable. However, no responsibility is assumed by CUI for its use, nor for any infringements of patents or other rights of third parties which may result from its use.

CUI products are not authorized or warranted for use as critical components in equipment that requires an extremely high level of reliability. A critical component is any component of a life support device or system whose failure to perform can be reasonably expected to cause the failure of the life support device or system, or to affect its safety or effectiveness.