670-001
Protective Cover Attachments

670-001 R 01 -104 -4.25

- 670-001 — Basic Part No.
- R — Attachment Type (Table III)
- 01 — Ring or Eyelet Dash No. (Tables IV, V, VI, VII)
- 104 — Ring or Eyelet Dash No. (Tables IV, V, VI, VII)
- 4.25 — Attachment Length (in inches)

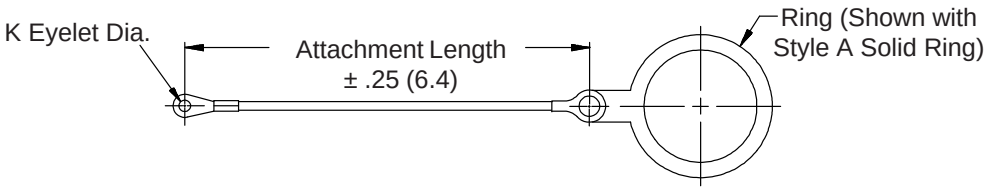

TABLE III: ATTACHMENT

Sym	Attachment Type
D	Bead Chain, Cres., Passivate
F	Wire Rope, Nylon Jacket
G	Nylon Rope
H	Wire Rope, Teflon Jacket
R	Wire Rope, PVC Jacket
S	#8 Sash Chain, Cres., Passivate
T	Wire Rope, No Jacket
U	Wire Rope, Polyurethane Jacket with Terminal

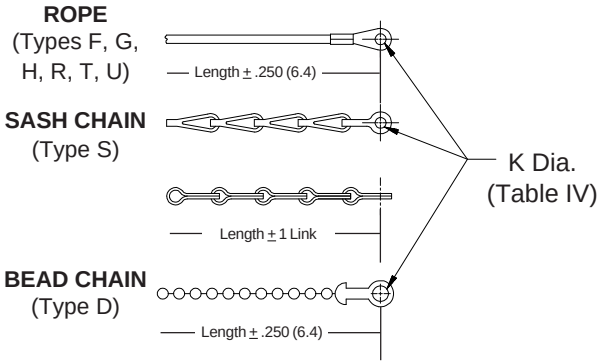

TABLE IV: EYELET

Dash No.	K DIA ±.010	(0.3)
01	.140	(3.6)
02	.182	(4.6)
03	.191	(4.9)
04	.197	(5.0)
05	.167	(4.2)
06	.125	(3.2)
07	.218	(5.5)
09	.156	(4.0)
00	No Eyelet	

SPLIT RING - Style C

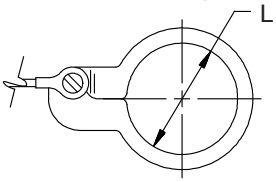

SOLID RING - Style B

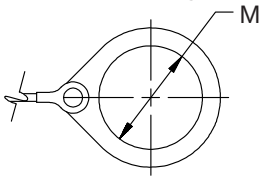

SOLID RING - Style A

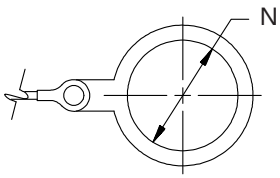

TABLE V: SPLIT RING

Dash No.	L Dia. ±.015	(0.4)	Dash No.	L Dia. ±.015	(0.4)
50	.425	(10.8)	74	1.625	(41.3)
52	.485	(12.3)	76	1.750	(44.5)
54	.640	(16.3)	78	1.875	(47.6)
56	.750	(19.1)	80	1.980	(50.3)
58	.890	(22.6)	82	2.060	(52.3)
60	1.015	(25.8)	84	2.235	(56.8)
62	1.095	(27.8)	86	2.310	(58.7)
64	1.130	(28.7)	88	2.475	(62.9)
66	1.250	(31.8)	90	2.655	(67.4)
68	1.350	(34.3)	92	2.810	(71.4)
70	1.390	(35.3)	94	3.045	(77.3)
72	1.485	(37.7)			

Metric dimensions (mm) are indicated in parentheses.

TABLE VI: SOLID RING TYPE B

Dash No.	M Dia. ±.015	(0.4)	Dash No.	M Dia. ±.015	(0.4)
08	.468	(11.9)	24	1.484	(37.7)
10	.593	(15.1)	25	1.577	(40.1)
12	.718	(18.2)	27	1.640	(41.7)
13	.765	(19.4)	28	1.687	(42.8)
14	.844	(21.4)	29	1.765	(44.8)
15	.890	(22.6)	30	1.890	(48.0)
16	.968	(24.6)	31	1.953	(49.6)
17	1.015	(25.8)	32	1.968	(50.0)
18	1.093	(27.8)	33	2.077	(52.8)
19	1.140	(29.0)	35	2.140	(54.4)
20	1.203	(30.6)	36	2.187	(55.5)
21	1.265	(32.1)	40	2.406	(61.1)
22	1.343	(34.1)	44	2.656	(67.5)
23	1.453	(36.9)	48	3.031	(77.0)

TABLE VII: SOLID RING TYPE A

Dash No.	N Dia. ±.015	(0.4)	Dash No.	N Dia. ±.015	(0.4)
095	.312	(7.9)	109	1.266	(32.2)
100	.391	(9.9)	209	1.312	(33.3)
101	.516	(13.1)	110	1.391	(35.3)
102	.583	(14.8)	210	1.438	(36.5)
103	.641	(16.3)	111	1.521	(38.6)
104	.708	(18.0)	211	1.536	(39.0)
105	.766	(19.5)	112	1.641	(41.7)
205	.788	(20.0)	113	1.766	(44.9)
106	.896	(22.2)	213	1.812	(46.0)
206	.907	(23.0)	114	1.891	(48.0)
107	1.016	(25.8)	214	1.938	(49.2)
207	1.025	(26.0)	115	2.078	(52.8)
108	1.141	(29.0)	116	2.406	(61.1)
308	1.188	(30.2)	117	2.510	(63.8)
208	1.203	(30.6)			

© 2003 Glenair, Inc.