GENERAL INFORMATION

AVX SL Series

Conformally Coated Radial Leaded MLC

Temperature Coefficients: C0G (NP0), X7R, Z5U

200, 100, 50 Volts (300V, 400V & 500V also available)

Case Material: Epoxy

Lead Material: Solderable Sn/Pb

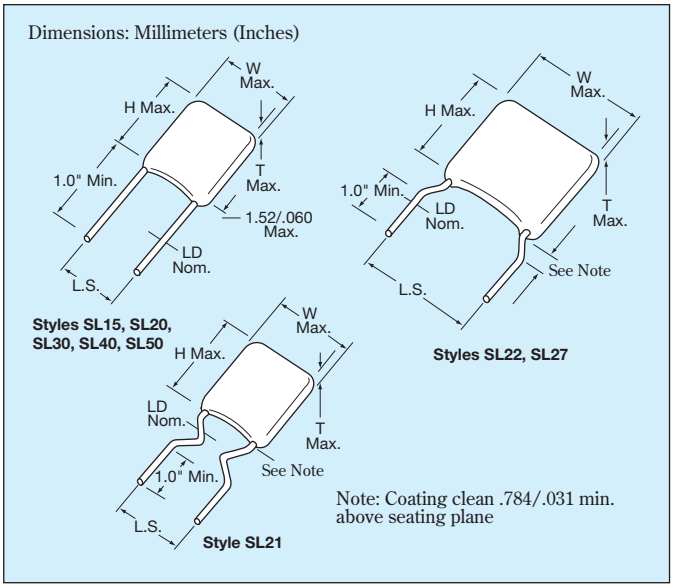

HOW TO ORDER

SL21	5	E	104	M	A	B	TR1
AVX Style	**Voltage**	**Temperature Coefficient**	**Capacitance**	**Capacitance Tolerance**	**Failure Rate**	**Leads**	**Packaging**
SL15 SL20 SL21 SL22 SL27 SL30 SL40 SL50	5 = 50V 1 = 100V 2 = 200V 9 = 300V 8 = 400V 7 = 500V	A = C0G (NP0) C = X7R E = Z5U	First two digits are the significant figures of capacitance. Third digit indicates the additional number of zeros. For example, order 100,000 pF as 104. (For values below 10pF use "R" in place of decimal point, e.g., 1R4 = 1.4pF.)	C0G (NP0): C = ±.25pF D = ±.5pF F = ±1% (>50pF only) G = ±2% (>25pF only) J = ±5% K = ±10% X7R: J = ±5% K = ±10% M = ±20% Z5U: M = ±20% Z = +80% -20%	A = Not Applicable	B = Leads Sn/Pb (Tin lead product)	Blank = Bulk Packaging T = Trimmed Leads .230"± .030" Bulk packaging TR1 = Tape and Reel Packaging AP1 = Ammopack Packaging See packaging specification page 33-34.

Not RoHS Compliant

MARKING

FRONT

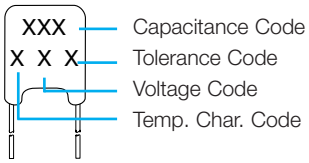

BACK

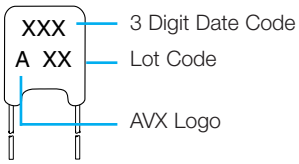

PACKAGING REQUIREMENTS

	Quantity per Bag
SL15, 20, 21, 22, 27, 30	1000 Pieces
SL40, 50	500 Pieces

Note: SL15, SL20, SL21, SL30, and SL40 available on tape and reel per EIA specifications RS-468. See Pages 33 and 34.

Radial Leads/SkyCap®/SL Series

C0G (NP0) Dielectric

SIZE AND CAPACITANCE SPECIFICATIONS

EIA Characteristic

Dimensions: Millimeters (Inches)

AVX Style	SL15	SL20	SL21	SL22	SL27	SL30	SL40	SL50
AVX "Insertable"	SL07	SL29	SL59	N/A	N/A	SL65	SL75	N/A
Width (W)	3.81 (.150)	5.08 (.200)	5.08 (.200)	5.08 (.200)	6.604 (.260)	7.62 (.300)	10.16 (.400)	12.70 (.500)
Height (H)	3.81 (.150)	5.08 (.200)	5.08 (.200)	5.08 (.200)	6.35 (.250)	7.62 (.300)	10.16 (.400)	12.70 (.500)
Thickness (T)	2.54 (.100)	3.175 (.125)	3.175 (.125)	3.175 (.125)	4.06 (.160)	3.81 (.150)	3.81 (.150)	5.08 (.200)
Lead Spacing (L.S.)	2.54 (.100)	2.54 (.100)	5.08 (.200)	6.35 (.250)	7.62 (.300)	5.08 (.200)	5.08 (.200)	10.16 (.400)
Lead Diameter (L.D.)	.508 (.020)	.508 (.020)	.508 (.020)	.508 (.020)	.508 (.020)	.508 (.020)	.508 (.020)	.635 (.025)

Cap. in.* pF	Industry Preferred Values in Blue	SL15 WVDC 200	SL15 100	SL15 50	SL20 200	SL20 100	SL20 50	SL21 200	SL21 100	SL21 50	SL22 200	SL22 100	SL22 50	SL27 200	SL27 100	SL27 50	SL30 100	SL30 50	SL40 100	SL40 50	SL50 100	SL50 50
1.0-9.9	SL151A1R0DAB																					
10	**SL151A100KAB**																					
15	SL-----A150KAB																					
22	SL-----A220KAB																					
33	SL-----A330KAB																					
39	SL-----A390KAB																					
47	SL-----A470KAB																					
68	SL-----A680KAB																					
100	**SL151A101KAB**																					
150	SL-----A151KAB																					
220	SL-----A221KAB																					
330	SL-----A331KAB																					
390	SL-----A391KAB																					
470	SL-----A471KAB																					
680	SL-----A681KAB																					
1000	**SL211A102KAB**																					
1500	SL-----A152KAB																					
2200	SL-----A222KAB																					
3900	SL-----A392KAB																					
4700	SL-----A472KAB																					
6800	SL-----A682KAB																					
8200	SL-----A822KAB																					
10,000	**SL305A103KAB**																					
15,000	SL-----A153KAB																					
22,000	SL-----A223KAB																					
33,000	SL-----A333KAB																					
39,000	SL-----A393KAB																					
47,000	SL-----A473KAB																					
68,000	SL-----A683KAB																					
100,000	SL-----A104KAB																					

For other styles, voltages, tolerances and lead lengths see Part No. Codes or contact factory.

***Other capacitance values available upon special request.**

= Industry preferred values

= SL20 only

NOTE: Capacitance Ranges available for SL12 same as SL15
SL62 same as SL21
SL64 same as SL30
SL89 same as SL21

Radial Leads/SkyCap®/SL Series

X7R Dielectric

SIZE AND CAPACITANCE SPECIFICATIONS

EIA Characteristic

Dimensions: Millimeters (Inches)

AVX Style	SL15	SL20	SL21	SL22	SL27	SL30	SL40	SL50
AVX "Insertable"	SL07	SL29	SL59	N/A	N/A	SL65	SL75	N/A
Width (W)	3.81 (.150)	5.08 (.200)	5.08 (.200)	5.08 (.200)	6.604 (.260)	7.62 (.300)	10.16 (.400)	12.70 (.500)
Height (H)	3.81 (.150)	5.08 (.200)	5.08 (.200)	5.08 (.200)	6.35 (.250)	7.62 (.300)	10.16 (.400)	12.70 (.500)
Thickness (T)	2.54 (.100)	3.175 (.125)	3.175 (.125)	3.175 (.125)	4.06 (.160)	3.81 (.150)	3.81 (.150)	5.08 (.200)
Lead Spacing (L.S.)	2.54 (.100)	2.54 (.100)	5.08 (.200)	6.35 (.250)	7.62 (.300)	5.08 (.200)	5.08 (.200)	10.16 (.400)
Lead Diameter (L.D.)	.508 (.020)	.508 (.020)	.508 (.020)	.508 (.020)	.508 (.020)	.508 (.020)	.508 (.020)	.635 (.025)

Cap. in.* pF	Industry Preferred Values in Blue	SL15 WVDC 200	SL15 WVDC 100	SL15 WVDC 50	SL20 WVDC 200	SL20 WVDC 100	SL20 WVDC 50	SL21 WVDC 200	SL21 WVDC 100	SL21 WVDC 50	SL22 WVDC 100	SL22 WVDC 50	SL27 WVDC 100	SL27 WVDC 50	SL30 WVDC 200	SL30 WVDC 100	SL30 WVDC 50	SL40 WVDC 200	SL40 WVDC 100	SL40 WVDC 50	SL50 WVDC 200	SL50 WVDC 100	SL50 WVDC 50
470	SL-----C471KAB																						
1000	**SL155C102KAB**																						
1500	SL-----C152KAB																						
2200	SL-----C222KAB																						
3300	SL-----C332KAB																						
4700	SL-----C472KAB																						
6800	SL-----C682KAB																						
10,000	**SL215C103KAB**																						
15,000	SL-----C153KAB																						
22,000	SL-----C223KAB																						
33,000	SL-----C333KAB																						
47,000	SL-----C473KAB																						
68,000	SL-----C683KAB																						
100,000	**SL215C104KAB**																						
150,000	SL-----C154KAB																						
220,000	**SL215C224KAB**																						
330,000	SL-----C334KAB																						
390,000	SL-----C394KAB																						
470,000	**SL305C474KAB**																						
1.0 uF	**SL305C105KAB**																						
2.2 uF	SL405C225KAB																						
2.7 uF	SL505C275KAB																						
4.7 uF	SL505C475KAB																						
10.0 uF	SL655C106KAB																						

For other styles, voltages, tolerances and lead lengths see Part No. Codes or contact factory.

= Industry preferred values

= Extended range

= Extended range with 0.150" thickness maximum

Radial Leads/SkyCap®/SL Series

Z5U Dielectric

SIZE AND CAPACITANCE SPECIFICATIONS

EIA Characteristic

Dimensions: Millimeters (Inches)

AVX Style	SL15	SL20	SL21	SL22	SL27	SL30	SL40	SL50
AVX "Insertable"	**SL07**	**SL29**	**SL59**	**N/A**	**N/A**	**SL65**	**SL75**	**N/A**
Width (W)	3.81 (.150)	5.08 (.200)	5.08 (.200)	5.08 (.200)	6.604 (.260)	7.62 (.300)	10.16 (.400)	12.70 (.500)
Height (H)	3.81 (.150)	5.08 (.200)	5.08 (.200)	5.08 (.200)	6.35 (.250)	7.62 (.300)	10.16 (.400)	12.70 (.500)
Thickness (T)	2.54 (.100)	3.175 (.125)	3.175 (.125)	3.175 (.125)	4.06 (.160)	3.81 (.150)	3.81 (.150)	5.08 (.200)
Lead Spacing (L.S.)	2.54 (.100)	2.54 (.100)	5.08 (.200)	6.35 (.250)	7.62 (.300)	5.08 (.200)	5.08 (.200)	10.16 (.400)
Lead Diameter (L.D.)	.508 (.020)	.508 (.020)	.508 (.020)	.508 (.020)	.508 (.020)	.508 (.020)	.508 (.020)	.635 (.025)

Cap. in.* pF	Industry Preferred Values in Blue	SL15 WVDC 100	SL15 WVDC 50	SL20 WVDC 100	SL20 WVDC 50	SL21 WVDC 100	SL21 WVDC 50	SL22 WVDC 100	SL22 WVDC 50	SL27 WVDC 100	SL27 WVDC 50	SL30 WVDC 100	SL30 WVDC 50	SL40 WVDC 100	SL40 WVDC 50	SL50 WVDC 100	SL50 WVDC 50
10,000	**SL155E103ZAB**																
47,000	SL_____E473ZAB																
100,000	**SL215E104ZAB**																
150,000	SL_____E154ZAB																
220,000	**SL215E224ZAB**																
330,000	**SL215E334ZAB**																
470,000	**SL215E474ZAB**																
680,000	SL_____E684ZAB																
1.0 µF	**SL_____105ZAB**																
1.5 µF	SL30E155ZAB																
2.2 µF	SL30E225ZAB																
3.3 µF	SL30E335ZAB																
4.7 µF	SL30E475ZAB																

For other styles, voltages, tolerances and lead lengths see Part No. Codes or contact factory.

***Other capacitance values available upon special request.**

= Industry preferred values

= SL20 only

AVX 500 VOLT SKYCAPS**

STYLE*	MAXIMUM CAPACITANCE VALUE C0G (NP0)	MAXIMUM CAPACITANCE VALUE X7R
SL29	900 pF	.015 µF
SL20	1800 pF	.033 µF
SL28 SL59	900 pF	.015 µF
SL13 SL21	1800 pF	.033 µF
SL30 SL61 SL65	7200 pF	.12 µF
SL40 SL75	.015 µF	.27 µF
SL22	1800 pF	.033 µF
SL27	1800 pF	.033 µF
SL76	.015 µF	.27 µF
SL50	.036 µF	.59 µF

*Consult pages 27 and 28 for style sizes.

**Voltage rating based on DWV of 150% of rated voltage.