



Features

- Long life carbon element
- Assortment of resistance tapers
- 45 mm, 60 mm and 100 mm travel lengths
- Single and dual gang elements
- Long operational life
- Tracking error within ± 2 dB



PTF Series Long Life Slide Potentiometer

Electrical Characteristics

| | |
|---------------------------------|---------------------------|
| Standard Resistance Range | 1K ohms to 1 megohm |
| Standard Resistance Tolerance | ... ± 20 % |
| End Resistance | 1 ohm max. |
| Insulation Resistance @ 500 VDC | 100 megohms min. |
| Dielectric Withstanding Voltage | 1000 VAC |
| Tracking Error | ± 2 dB |
| Standard Taper | Linear, Audio |
| Power Rating - Linear | |
| 45 mm | 0.25 watt |
| 60 & 100 mm | 0.5 watt |
| Power Rating - Audio | |
| 45 mm | 0.125 watt |
| 60 & 100 mm | 0.25 watt |
| Slider Noise | 60 mV max. |

Environmental Characteristics

| | |
|-----------------------------|----------------------------|
| Operational Life | 100,000 cycles |
| TR Shift | ± 15 % |
| Operating Temperature Range | -10 °C to $+55$ °C |
| Resistance to Solder Heat | ± 5 % |

Mechanical Characteristics

| | |
|---------------------|--------------------------------------|
| Mechanical Travel | See Product Dimensions |
| Operating Force | 50 gf |
| Stop Strength | 5 kgf min. |
| Shaft Axial Force | 10 kgf min. |
| Shaft Wobble | .. $2(2 \times L/25)$ mm p-p max. |
| Soldering Condition | |
| Manual | 300 °C ± 5 °C for 3 sec. |
| Wave | 260 °C ± 5 °C for 5 sec. |
| Wash | Not recommended |

Product Dimensions

45 mm Length of Travel Lever End Style "A"



Mounting Hole Detail



Schematics

Single Gang



Dual Gang



*RoHS Directive 2002/95/EC Jan 27, 2003 including Annex Specifications are subject to change without notice. Customers should verify actual device performance in their specific applications.

Applications

- Mixing consoles
- Drum machines
- Keyboards and synthesizers
- Equalizers

PTF Series Long Life Slide Potentiometer

BOURNS®

Product Dimensions

60 mm Length of Travel
Lever End Style "A"



Mounting Hole Detail



Specifications are subject to change without notice.
Customers should verify actual device performance in their specific applications.

PTF Series Long Life Slide Potentiometer

BOURNS®

Product Dimensions

100 mm Length of Travel
Lever End Style "A"



Mounting Hole Detail



DIMENSIONS: $\frac{MM}{(INCHES)}$

PTF Series Long Life Slide Potentiometer

BOURNS®

Product Dimensions

45 mm Length of Travel
Lever End Style "T"



PTF Series Long Life Slide Potentiometer

BOURNS®

Product Dimensions

60 mm Length of Travel
Lever End Style "T"



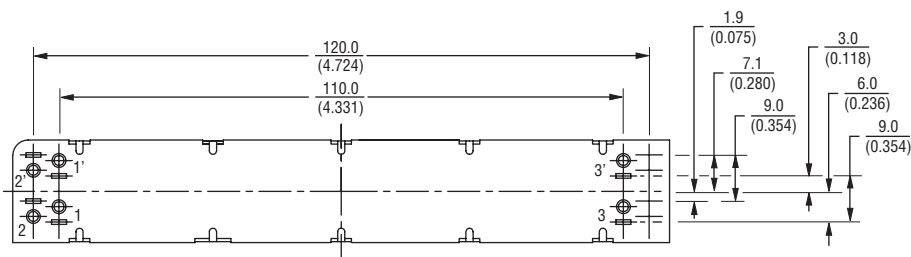
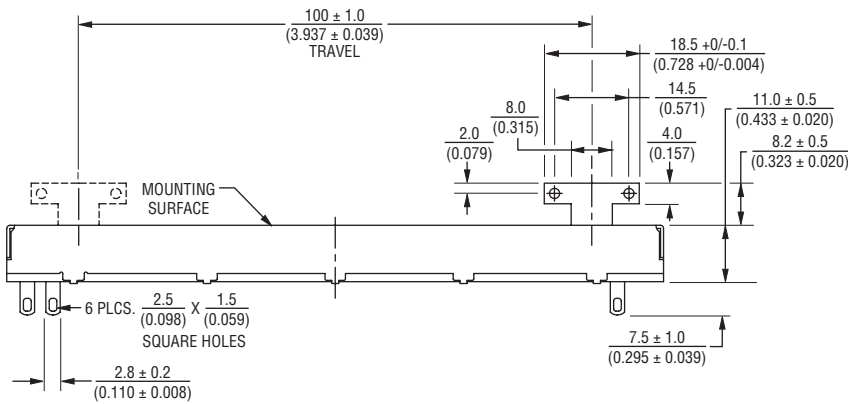
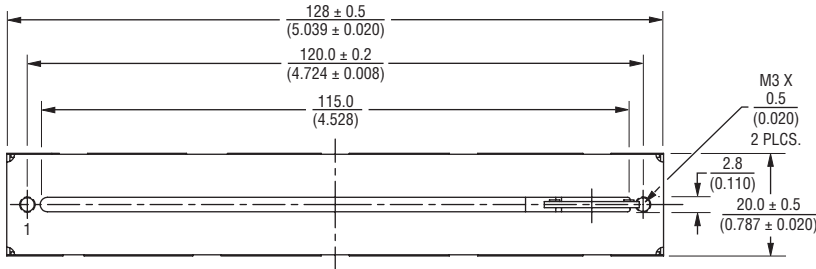
Specifications are subject to change without notice.
Customers should verify actual device performance in their specific applications.

PTF Series Long Life Slide Potentiometer

BOURNS®

Product Dimensions

100 mm Length of Travel
Lever End Style "T"



DIMENSIONS: $\frac{\text{MM}}{\text{(INCHES)}}$

PTF Series Long Life Slide Potentiometer

BOURNS®

Lever End Styles



LEVER END STYLE "A"



LEVER END STYLE "B"



LEVER END STYLE "T"

Lever Length (A & B Lever Only)

15.0
(.591)

20.0
(.787)

Tapers



Standard Resistance Table

| Resistance (Ohms) | Resistance Code |
|-------------------|-----------------|
| 1,000 | 102 |
| 2,000 | 202 |
| 5,000 | 502 |
| 10,000 | 103 |
| 20,000 | 203 |
| 50,000 | 503 |
| 100,000 | 104 |
| 200,000 | 204 |
| 500,000 | 504 |
| 1,000,000 | 105 |

How To Order

PTF 45 - 15 2 A - 103 B2

- Model Number
- Designator
PTF = Long Life Slide Potentiometer
- Length of Travel
45 = 45 mm
60 = 60 mm
01 = 100 mm
- Lever Length
08 = 8.2 mm ("T" Lever Only)
15 = 15 mm ("A" & "B" Lever Only)
20 = 20 mm ("A" & "B" Lever Only)
- No. of Gangs
1 = Single Gang with PC Pins
2 = Dual Gang with PC Pins
3 = Single Gang with Solder Lugs
4 = Dual Gang with Solder Lugs
- Lever End Style
A = Metal Lever (Refer to Drawing)
B = Metal Lever (Refer to Drawing)
T = Metal Lever (Refer to Drawing)
- Resistance Code
(See Standard Resistance Table)
- Resistance Taper (See Taper Charts)
Taper Series followed by Curve Number