Copying of this document and giving it to others and the use or communication of the contents thereof, are forbidden without express authority. Offenders are liable to the payment of damages. All rights are reserved in the event of the grant of a patent or the registration of the utility model or design.

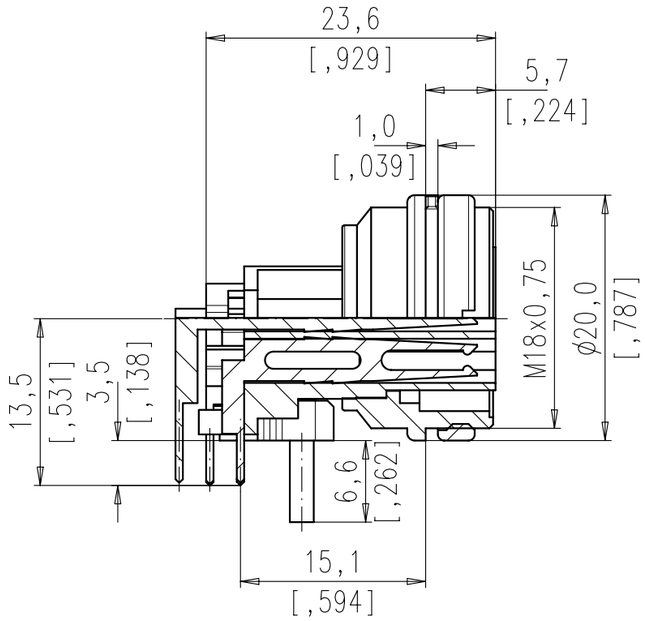

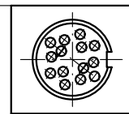	14	–
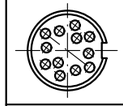	12	–
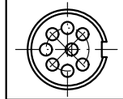	8 IEC	T 3507 900
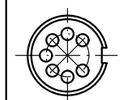	7 IEC	T 3487 900
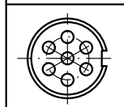	7	–
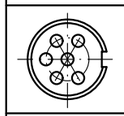	6	–
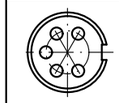	5	–
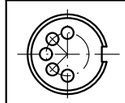	5 IEC	T 3359 900
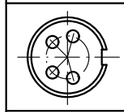	4	–
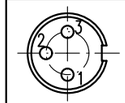	3 2	T 3263 900 –
SYMBOL symbol	POLZAHL number of contacts	TYP-NUMMER-AG type-number-AG

Polzahl number of contacts	Norm standard	3	4	5	5	6	7	7	8	12	14
Kontaktanordnung nach DIN contact arrangement acc. to DIN Kontaktanordnung nach IEC contact arrangement acc. to IEC		41524 60130-9	– 60130-9	– –	41524 60130-9	45322 60130-9	– –	45329 60130-9	45326 60130-9	– –	– –
Bemessungsspannung rated voltage	IEC 60664-1	300V =			100V =	300V =		100V =		150V =	
Bemessungsspannung rated voltage	UL 1977	250V								60V	
Bemessungs-Stoßspannung rated impulse withstand voltage	IEC 60664-1	1500V			1200V	1500V		1200V			
Verschmutzungsgrad pollution degree	IEC 60664-1	1									
Überspannungskategorie installation category	IEC 60664-1	I									
Isolierstoffgruppe insulation group	IEC 60664-1	II, 400 ≤ CTI < 600									
Strombelastbarkeit current rating	IEC 60512-5-2 Test 5b UL 1977	5A / +40°C / +104°F								3A / +40°C / +104°F	
Isolationswiderstand insulation resistance	IEC 60512-3-1 Test 3a	>10 ^{10} Ω									
Durchgangswiderstand contact resistance	IEC 60512-2-1 Test 2a	< 5m Ω									
Prüfklasse climatic category	IEC 60068-1	40 / 100 / 56									
Temperaturbereich temperatur range	IEC 60068-1	-40°C ... +100°C -40°F ... +212°F									
IP-Schutzart IP-degree	IEC 60529	IP 40									
Steck- und Ziehkraft Insertion and withdrowal forces	IEC 60512-13-2 Test 13b	25N 90.oz	30N 110.oz	35N 125.oz		50N 180.oz	55N 200.oz		60N 220.oz	50N 180.oz	
Mechanische Lebensdauer mechanical operation	IEC 60512-9-1 Test 9a	silber/silver ≥ 500 Steckzyklen/mating cycles									
Werkstoff Gehäuse housing material		Überwurfmutter Messing, Zugentlastung Zink-Druckguß, Oberfläche vernickelt coupling ring brass, strain relief, die cast, nickel plated									
Werkstoff Kontaktträger dielectric material		Thermoplast thermoplastic									
Kontaktoberfläche contact plating		silver plated									
Anschlusstechnik termination technique		löten solder									
Anschlussquerschnitt wire gauge		löten/solder ≤ 0,5 mm² / 20AWG								≤0,25 mm² / 24 AWG	
Brennbarkeit flammability		UL 94 V0									
Verriegelung locking system	IEC 60130-9	schrauben: Anziehdrehmoment 0,7Nm metal screw coupling: tightening torque 0,7Nm									

Diese Steckverbinder dürfen betriebsmäßig nicht unter Spannung betätigt werden. Metallene Gehäuseteile sind sicher mit dem Schutzleitersystem zu verbinden.
Do not connect or disconnect under load. Metal housing parts shall be securely incorporated to protected ground.

Gewicht (errechnet)/ *Calc WT:* 9	Zul. Abw./*Tolerances:*		Maßstab/*Scale* 2:1 — A3
Prüfmaß/*Testdimension*		DIN/ISO 13715	CUSTOMER DRAWING
Teileindex *Partindexnumber*			Gerätedose 90° Rückwandmontage
	08 — Datum/*Date* — Name		Female receptacle
	Gez. / *Drawn* — 30.06. — Cionvica		
	Gepr. / *Checked*		Amphenol-Tuchel Electronics GmbH
			M — GA T 3XXX 900 — Blatt/*Sheet* 1 / 2 Bl.
01 — 200700144 — 30.06.08 — CI			Ers. f./*Similar to:*
Index — Änderung/*Description* — Datum/*Date* — Name			

Weitergabe sowie Vervielfältigung dieser Unterlage, Verwertung und Mitteilung ihres Inhalts nicht gestattet, soweit nicht ausdrücklich zugestanden. Zuwiderhandlungen verpflichten zu Schadenersatz. Alle Rechte für den Fall der Patenterteilung oder Gebrauchsmuster-Eintragung vorbehalten.