

# 5mm (T1 3/4) Package Discrete LED YELLOW, Super Bright



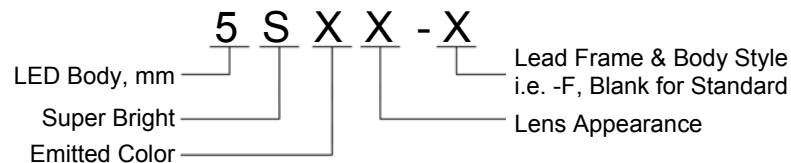
## 5SYX-X

- ◆ Industry Standard 5mm (T1 3/4) Package
- ◆ RoHS Compliant
- ◆ Water Clear (C), Diffused (D), and Tinted (T) Lenses
- ◆ Available in Flange (F) and Standard (Blank) Lead Frame styles
- ◆ Up to 600 mcd Luminous Intensity at 20 mA
- ◆ Ideal for Status Indication and Display

Bivar 5mm T1 3/4 Package Super Bright LED is ideal for those applications where higher ambient lighting exists such as sign boards, security system displays, and medical applications. Bivar offers water clear LED lens for maximum light output, diffused LED lens for uniform light output, and tinted lens to identify the color of the LED. The Flanged LED is ideal for Panel Mount Clip & Ring assemblies and the Standard Lead frame LED is ideal for vertical spacer assemblies without lead bends.

Part Number	Material	Emitted Color	Peak. Wavelength $\lambda_p$ (nm) TYP.	Lens Appearance	Viewing Angle
5SYC-F	AlGaInP	YELLOW	590nm	Water Clear	35°
5SYD-F				Yellow Diffused	40°
5SYT-F				Yellow Tinted	35°
5SYC				Water Clear	35°
5SYD				Yellow Diffused	45°
5SYT				Yellow Tinted	35°

## Part Number Designation

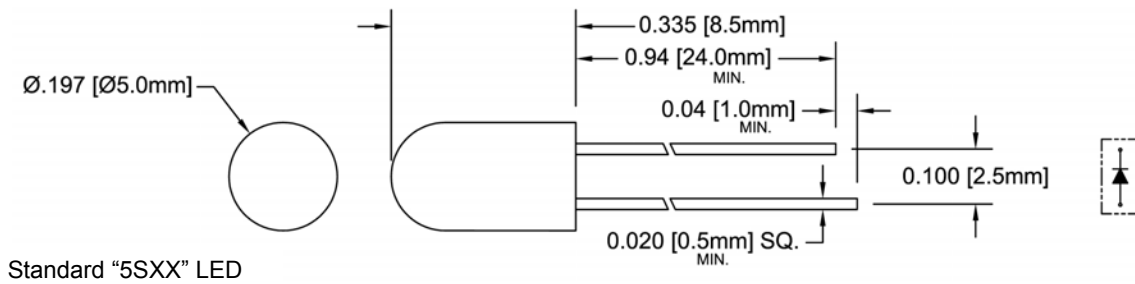
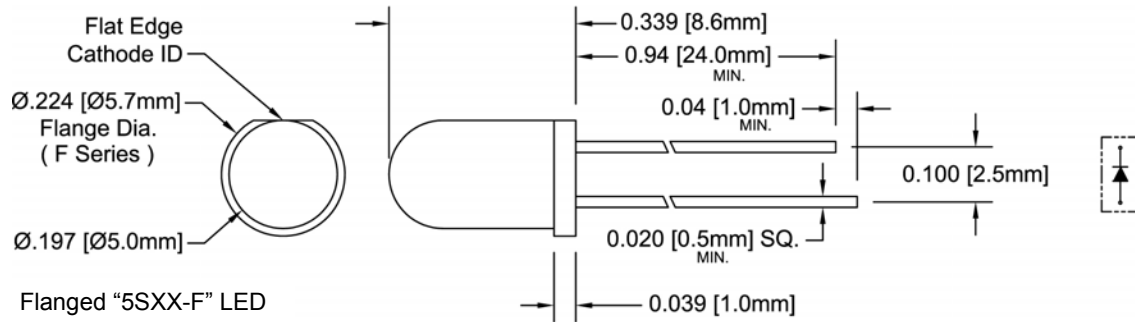


Bivar reserves the right to make changes at any time without notice.

# 5mm (T1 3/4) Package Discrete LED YELLOW, Super Bright



## Outline Dimensions



Recommended Mounting  
Hole Size =  $\text{Ø}0.032^{+.003}_{-.002}$

- Outline Drawings Notes:**
1. All dimensions are in inches [millimeters].
  2. Standard tolerance:  $\pm 0.010''$  unless otherwise noted.
  3. Tolerance of overall epoxy outline:  $\pm 0.020''$  unless otherwise noted.
  4. Epoxy meniscus may extend to 0.060" max.

Bivar reserves the right to make changes at any time without notice.

## Absolute Maximum Ratings

T<sub>A</sub> = 25°C unless otherwise noted

Power Dissipation	85 mW
Forward Current ( DC )	30 mA
Peak Forward Current <sup>1</sup>	150 mA
Reverse Voltage	5 V
Operating Temperature Range	-25 ~ +85°C
Storage Temperature Range	-30 ~ +100°C
Lead Soldering Temperature ( 3 mm from the base of the epoxy bulb ) <sup>2</sup>	260°C

Notes: 1. 10% Duty Cycle, Pulse Width ≤ 0.1 msec. 2. Solder time less than 5 seconds at temperature extreme.

## Electrical / Optical Characteristics

T<sub>A</sub> = 25°C & I<sub>F</sub> = 20 mA unless otherwise noted

Part Number	Forward Voltage (V) <sup>1</sup>			Recommend Forward Current (mA)			Reverse Current (μA)	Dominant Wavelength (nm) <sup>2</sup>			Luminous Intensity I <sub>v</sub> (mcd)			Viewing Angle 2θ 1/2 (deg)
	MIN	TYP	MAX	MIN	TYP	MAX	MAX	MIN	TYP	MAX	MIN	TYP	MAX	TYP
5SYC-F	/	2.0	2.4	/	20	/	100	/	/	/	/	600	/	35
5SYD-F								/	/	/	/	150	/	40
5SYT-F								/	/	/	/	600	/	35
5SYC	/	2.0	2.4	/	20	/	100	/	/	/	/	600	/	35
5SYD								/	/	/	/	300	/	45
5SYT								/	/	/	/	600	/	35

Notes: 1. Tolerance of forward voltage : ±0.05V. 2. Tolerance of dominant wavelength : ±1.0nm.

# 5mm (T1 3/4) Package Discrete LED YELLOW, Super Bright



## Typical Electrical / Optical Characteristics

$T_A = 25^\circ\text{C}$  unless otherwise noted

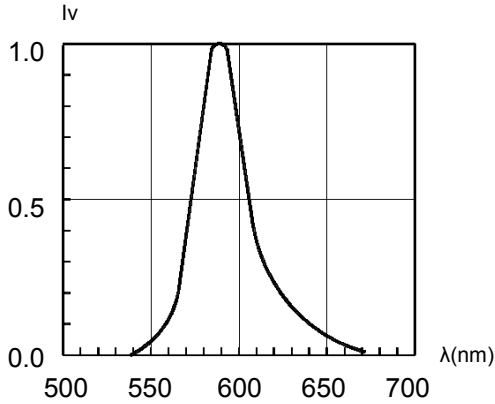


Fig. 1 Relative Luminous Intensity vs. Wavelength @ 20mA

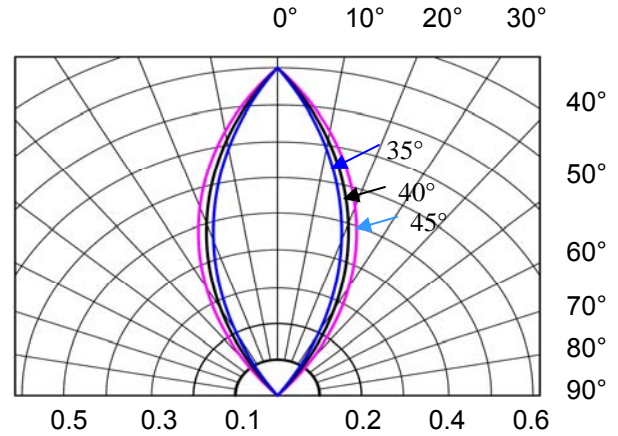


Fig. 2 Directivity Radiation Diagram

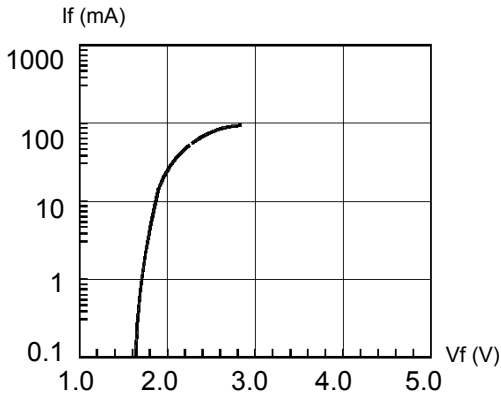


Fig. 3 Forward Current vs. Forward Voltage

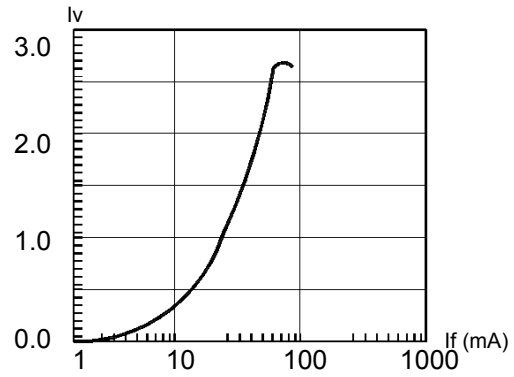


Fig. 4 Relative Luminous Intensity vs. Forward Current Normalize @ 20 mA

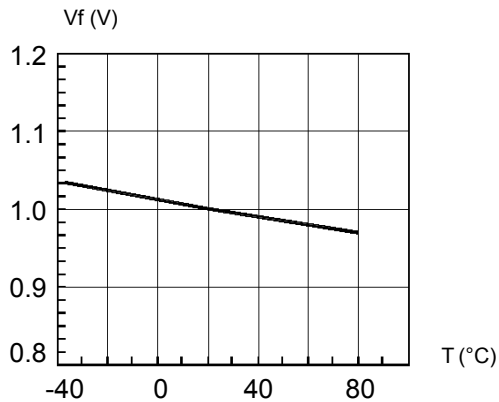


Fig. 5 Forward Voltage vs. Temperature

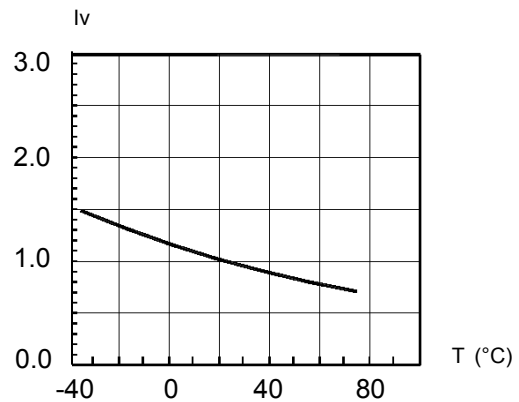


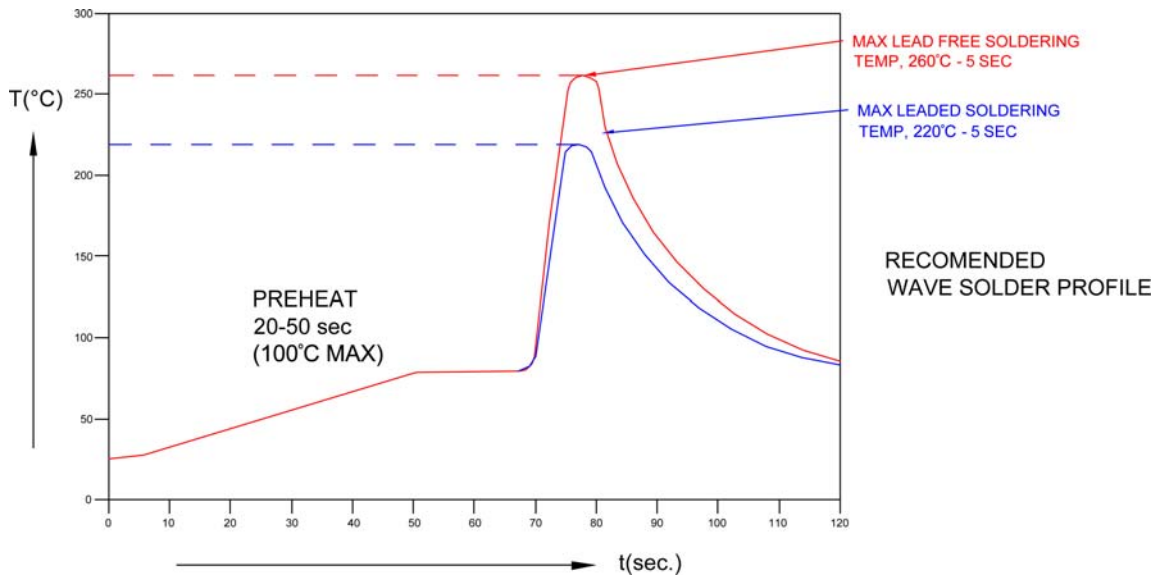
Fig. 6 Relative Luminous Intensity vs. Temperature

Bivar reserves the right to make changes at any time without notice.

# 5mm (T1 3/4) Package Discrete LED YELLOW, Super Bright

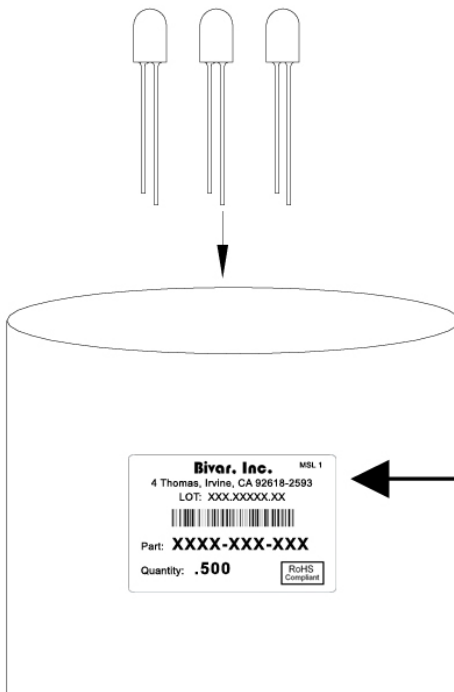


## Recommended Soldering Conditions



Recommended Lead Free Wave Soldering Profile	
Preheat Temperature: 100°C Max.	Peak Temperature: 260°C Max.
Preheat Time: 20 ~ 50 Seconds	Solder Time Above 217°C: 5 Seconds Max.
Note: Turn off top heater at preheat to prevent the lamp body directly exposed to the heat source.	

## Packaging and Labeling Plan



**Bivar, Inc.** MSL 1

4 Thomas, Irvine, CA 92618-2593  
LOT: XXX.XXXXX.XX



Part: **XXXX-XXX-XXX**

Quantity: **.500** RoHS Compliant

AntiStatic Poly Bag with Desiccant  
(500 pcs Max. per Bag)

Bivar reserves the right to make changes at any time without notice.