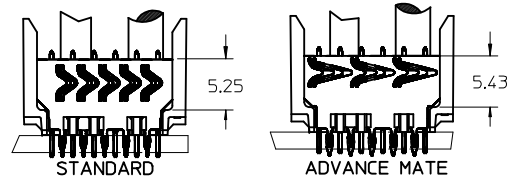


NOTES:

1. MATERIAL: HOUSING -LIQUID CRYSTAL POLYMER (LCP) GLASS-FILLED. UL 94 V-0.COLOR: BLACK. SIGNAL & SHIELD -COPPER ALLOY.
2. FINISHES: CONTACT AREA: SELECTIVE GOLD (Au) PCB TAILS: SELECTIVE MATTE TIN (Sn) NICKEL (Ni) OVERALL.
3. THIS PART CONFORMS TO MOLEX PRODUCT SPECIFICATION PS-74031-999.
4. FOR MIXED CONTACT MATING LENGTHS CONSULT MOLEX FOR AVAILABILITY.
5. FOR SPECIFIC PART NUMBER AND MATING INFORMATION REFER TO SHEET 2.
6. PACKAGE PER PK-74058-003.
7. MARK PART NUMBER AND DATE CODE APPROXIMATELY WHERE SHOWN
8. MAPS (MOLEX ADVANCED PLATING SYSTEM).

THE PRIMARY CARTON WITH A LABEL STATING "ELV AND RoHS COMPLIANT" IS LEAD FREE. CARTONS WITHOUT THIS LABEL MAY CONTAIN LEAD.



LEAD FREE CONVERSION EC NO: UCP2013-0687 DRAWINGS: 2012/08/22 CHKD:MMOLFE 2012/11/28 APPR:SMILLER 2012/12/14	QUALITY SYMBOLS ▽=0 ▽=0 ▽=0	GENERAL TOLERANCES (UNLESS SPECIFIED)		DIMENSION STYLE MM ONLY		SCALE 2.5:1	DESIGN UNITS METRIC	THIRD ANGLE PROJECTION	
		mm	INCH	DRAWN BY MQWANG	DATE 2001/10/01	TITLE VHDM SALES ASSEMBLY 6 ROW ADVANCE MATE SHIELD END BACKPLANE			
4 PLACES ±	±	CHECKED BY NMARTIN	DATE 2001/10/02	APPROVED BY CBIXLER		DATE 2001/10/02			
3 PLACES ±	±	DRAFT WHERE APPLICABLE MUST REMAIN WITHIN DIMENSIONS		MATERIAL NO. SEE SHEET 2		THIS DRAWING CONTAINS INFORMATION THAT IS PROPRIETARY TO MOLEX INCORPORATED AND SHOULD NOT BE USED WITHOUT WRITTEN PERMISSION			
2 PLACES ±	±			ANGULAR ±1/2°					
1 PLACE ±	±			SIZE C					
0 PLACE ±	±								

P/N 74059-()	-**0*	-**1*	-**2*	-**3*	-**4*	-**5*	-**6*	-**7*	-**8*
KEYING PIN ORIENTATION									

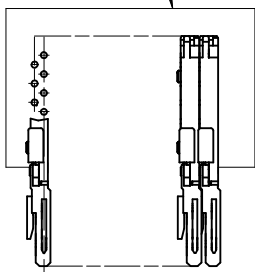
74059-****

NUMBER OF COLUMNS/PLATING
 11 = 10 COLUMN MATTE TIN (FORMERLY TIN/LEAD)
 26 = 25 COLUMN MATTE TIN (FORMERLY TIN/LEAD)
 61 = 10 COLUMN MATTE TIN (MAPS)
 76 = 25 COLUMN MATTE TIN (MAPS)
 91 = 10 COLUMN MATTE TIN
 86 = 25 COLUMN MATTE TIN

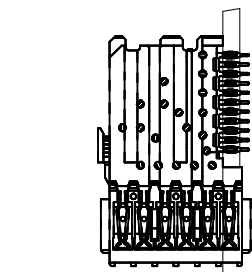
CONTACT LOAD
 (PIN LENGTH)
 1 & 6 = 4.75
 2 & 7 = 6.25
 3 & 8 = 4.25
 4 & 9 = 5.15

PART NUMBER	COLUMN	NUMBER OF SIGNAL PIN	NUMBER OF SHIELD	A	B	M	GOLD THICKNESS MICROMETER	TIN THICKNESS MICROMETER
74059-61*1	10	60	10	27.00	18.00	4.75	0.25 MAPS	0.76-152
74059-*1*1							0.76	
74059-*1*6							1.27	
74059-76*1	25	150	25	57.00	48.00	6.25	0.25 MAPS	
74059-*6*1							0.76	
74059-*6*6							1.27	
74059-61*2	10	60	10	27.00	18.00	4.25	0.25 MAPS	
74059-*1*2							0.76	
74059-*1*7							1.27	
74059-76*2	25	150	25	57.00	48.00	6.25	0.25 MAPS	
74059-*6*2							0.76	
74059-*6*7							1.27	
74059-61*3	10	60	10	27.00	18.00	4.25	0.25 MAPS	
74059-*1*3							0.76	
74059-*1*8							1.27	
74059-76*3	25	150	25	57.00	48.00	6.25	0.25 MAPS	
74059-*6*3							0.76	
74059-*6*8							1.27	
74059-61*4	10	60	10	27.00	18.00	5.15	0.25 MAPS	
74059-*1*4							0.76	
74059-*1*9							1.27	
74059-76*4	25	150	25	57.00	48.00	6.25	0.25 MAPS	
74059-*6*4							0.76	
74059-*6*9							1.27	

DAUGHTERCARD
CONNECTOR SIDE

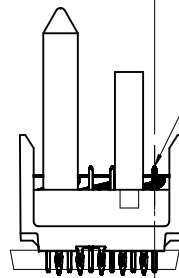
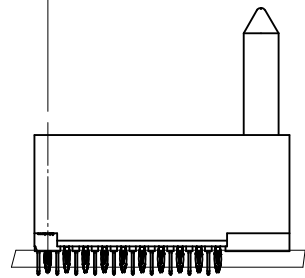


0.41 OFFSET
SIGNAL TO
SIGNAL



0.66 TOP
DAUGHTERCARD
PCB TO CENTER
OF ROW A

ROW A



SEE SHEET 1 EC NO: UCP2013-0687 IDRAWINGES 2012/08/22 CHKD:MOLLE 2012/11/28 APPR:SMILLER 2012/12/14	QUALITY SYMBOLS	GENERAL TOLERANCES (UNLESS SPECIFIED)	DIMENSION STYLE MM ONLY	SCALE 2.5:1	DESIGN UNITS METRIC	THIRD ANGLE PROJECTION
	▽=0	mm INCH	DRAWN BY DATE	TITLE	VHDM SALES ASSEMBLY 6 ROW ADVANCE MATE SHIELD END BACKPLANE molex DOCUMENT NO. SD-74059-003	
	▽=0	4 PLACES ± --- ± ---	MOWANG 2001/10/01	CHECKED BY DATE		
	▽=0	3 PLACES ± --- ± ---	NMARTIN 2001/10/02	APPROVED BY DATE		
▽=0	2 PLACES ± --- ± ---	CBIXLER 2001/10/02				
REV	DESCRIPTION	ANGULAR ±1/2°	MATERIAL NO.	SIZE	SHEET NO. 2 OF 2	
		DRAFT WHERE APPLICABLE MUST REMAIN WITHIN DIMENSIONS	SEE TABLE		THIS DRAWING CONTAINS INFORMATION THAT IS PROPRIETARY TO MOLEX. INCORPORATED AND SHOULD NOT BE USED WITHOUT WRITTEN PERMISSION	