

# Series 801 Mighty Mouse Double-Start ACME Threads Metal Protective Cover Ordering Information

667-217 and 667-218



Series 801



### Protect Connectors From Damage

Machined aluminum covers have rubber gaskets for a watertight fit.

**Stainless Steel Fittings and Rings** Choose small diameter eye fittings for panel attachment. Larger rings fit under the jam nut or over cable jackets. Split rings can be installed on fully assembled cables.

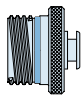
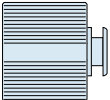

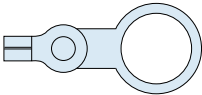
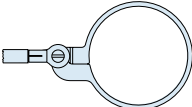
### Polyurethane-Coated SST Wire Rope

offers high strength, excellent abrasion resistance and good flexibility. Or, choose Teflon® jacket for high temperature exposure.

**Braided Nylon Rope** provides excellent flexibility and good abrasion resistance, and can be ordered with slip knot fittings for easy installation on any size cable.

## HOW TO ORDER

### Sample Part Number

667-217	-M	-G	9	04	-6	
Series	Shell Material / Finish	Attachment Type	Shell Size	Attachment Code	Attachment Length in Inches	
 <p><b>667-217</b> Protective Cover for use with Series 801 Plugs</p>  <p><b>667-218</b> Protective Cover for use with Series 801 Receptacles</p>	<p><b>C</b> Aluminum / Black Anodize (Non-Conductive) RoHS Compliant</p> <p><b>M</b> Aluminum / Electroless Nickel RoHS Compliant</p> <p><b>NF</b> Aluminum / Cadmium with Olive Drab Chromate</p> <p><b>ZN</b> Aluminum / Zinc-Nickel with Olive Drab Chromate</p> <p><b>ZNU</b> Aluminum / Zinc-Nickel with Black Chromate</p> <p><b>MT</b> Aluminum / Nickel-PTFE RoHS Compliant</p> <p><b>Z1</b> Stainless Steel / Passivated RoHS Compliant</p>	<p><b>-G</b> Nylon Rope</p> <p><b>-H</b> SST Wire Rope, Teflon® Jacket</p> <p><b>-N</b> No Attachment</p> <p><b>-S</b> SST Sash Chain</p> <p><b>-SK</b> Nylon Rope With Slip Knot</p> <p><b>-T</b> SST Wire Rope, No Jacket</p> <p><b>-U</b> SST Wire Rope, Polyurethane Jacket</p> <p>"SST" = Stainless Steel</p>	<p><b>5</b></p> <p><b>6</b></p> <p><b>7</b></p> <p><b>8</b></p> <p><b>9</b></p> <p><b>10</b></p> <p><b>13</b></p> <p><b>16</b></p> <p><b>17</b></p> <p><b>21</b></p>	<p>Omit for attachment Types <b>N</b> (No Attachment) and <b>SK</b> (Slip Knot)</p>	<p>Omit for attachment Type <b>N</b> (No Attachment) <b>Example</b> "-6" equals six inch length</p>	
				 <p>Small Ring</p>		<p><b>01</b> - .126 (3.20) I.D.</p> <p><b>02</b> - .145 (3.68) I.D.</p> <p><b>04</b> - .188 (4.78) I.D.</p> <p><b>06</b> - .197 (5.00) I.D.</p>
				 <p>Large Ring</p>		<p><b>14</b> - .385 (9.78) I.D.</p> <p><b>15</b> - .445 (11.30) I.D.</p> <p><b>16</b> - .570 (14.48) I.D.</p> <p><b>17</b> - .635 (16.13) I.D.</p> <p><b>18</b> - .695 (17.65) I.D.</p> <p><b>19</b> - .885 (22.48) I.D.</p> <p><b>20</b> - 1.070 (27.17) I.D.</p> <p><b>21</b> - 1.135 (28.83) I.D.</p> <p><b>22</b> - 1.210 (30.73) I.D.</p> <p><b>23</b> - 1.275 (32.39) I.D.</p> <p><b>24</b> - 1.375 (34.94) I.D.</p>
				 <p>Split Ring</p>		<p><b>50</b> - .420 (10.67) I.D.</p> <p><b>52</b> - .480 (12.19) I.D.</p> <p><b>54</b> - .635 (16.13) I.D.</p> <p><b>56</b> - .745 (18.92) I.D.</p> <p><b>58</b> - .885 (22.48) I.D.</p> <p><b>60</b> - 1.010 (25.65) I.D.</p> <p><b>64</b> - 1.125 (28.58) I.D.</p> <p><b>68</b> - 1.345 (34.16) I.D.</p>

Dimensions in inches (millimeters) and are subject to change without notice.

© 2010 Glenair, Inc.

CAGE Code 06324

Printed in U.S.A.

**GLENAIR, INC. • 1211 AIR WAY • GLENDALE, CA 91201-2497 • 818-247-6000 • FAX 818-500-9912**

www.glenair.com

D-27

E-Mail: sales@glenair.com

01-JANUARY-2010



# Series 801 Mighty Mouse Double-Start ACME Threads Metal Protective Cover Dimensions

667-217 and 667-218

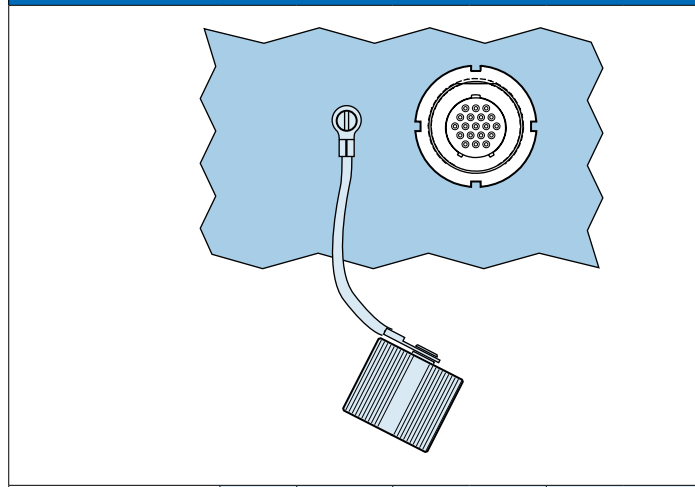
D

## Attaching a 667-218 Receptacle Cover to a Rear Panel Mounted Jam Nut Receptacle



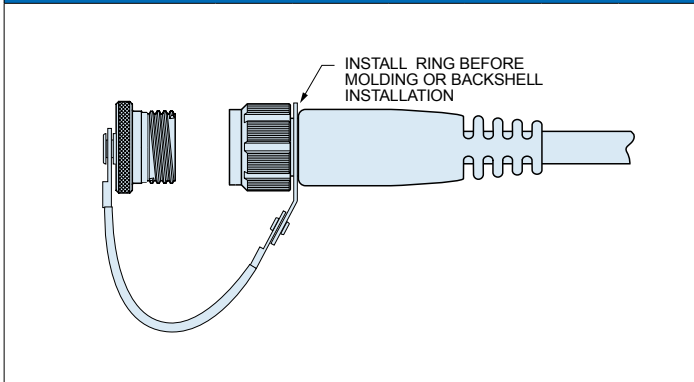
	Dia. Code	Shell Size	Ring I.D.		Ring O.D.	
			In.	mm.	In.	mm.
			± .010	±0.25	± .015	± 0.38
	<b>14</b>	5	.385	9.78	.510	12.95
	<b>15</b>	6	.445	11.30	.565	14.35
	<b>16</b>	7, 8	.570	14.48	.685	17.40
	<b>17</b>	9	.635	16.13	.760	19.30
	<b>18</b>	10	.695	17.65	.820	20.82
	<b>19</b>	13	.885	22.48	1.010	25.65
	<b>20</b>	16	1.070	27.17	1.195	30.35
	<b>21</b>	17	1.135	28.83	1.250	31.75
	<b>24</b>	21	1.375	34.93	1.490	37.85

## Attaching a Cover to a Panel With a Screw



	Dia. Code	Screw Size	Ring I.D.		Ring O.D.	
			In.	mm.	In.	mm.
			±.005	±0.13	Max.	Max.
	<b>01</b>	#4, M3	.126	3.20	.31	7.9
	<b>02</b>	#6	.145	3.68	.31	7.9
	<b>04</b>	#8, M4	.188	4.78	.31	7.9
	<b>06</b>	#10	.197	5.00	.31	7.9

## Attaching a Cover to a Cable Assembly With a Solid Ring



	Dia. Code	Shell Size	Ring I.D.		Ring O.D.	
			In.	mm.	In.	mm.
			± .010	±0.25	± .015	± 0.38
	<b>14</b>	5,6	.385	9.78	.510	12.95
	<b>15</b>	7	.445	11.30	.565	14.35
	<b>16</b>	8, 9	.570	14.48	.685	17.40
	<b>18</b>	10, 13	.695	17.65	.820	20.82
	<b>20</b>	16, 17	1.070	27.17	1.195	30.35
	<b>22</b>	21	1.210	30.73	1.312	33.32

## Attaching a Cover to a Cable Using a Split Ring



	Dia. Code	Max. Cable Dia. (in.)	Ring Diameter			
			Min. ID		Max. OD	
			In.	mm.	In.	mm.
	<b>50</b>	.410	.420	10.67	.580	14.73
	<b>52</b>	.470	.480	12.19	.640	16.26
	<b>54</b>	.625	.635	16.13	.796	20.22
	<b>56</b>	.735	.745	18.92	.905	22.99
	<b>58</b>	.875	.885	22.48	1.046	26.57
	<b>60</b>	1.000	1.010	25.65	1.171	29.74
	<b>64</b>	1.115	1.125	28.58	1.285	32.64
	<b>68</b>	1.335	1.345	34.16	1.505	38.23

Dimensions in inches (millimeters) and are subject to change without notice.

# Series 801 Mighty Mouse Double-Start ACME Threads Metal Protective Cover Dimensions

667-217 and 667-218



**667-217 Plug Cover**



**667-218 Receptacle Cover**

Shell Size	A Max.		B Max.		C
	In.	mm.	In.	mm.	
5	.465	11.81	.488	12.40	.3125-.05P-1L
6	.525	13.34	.555	14.10	.375-.05P-1L
7	.590	14.99	.615	15.62	.4375-.05P-1L
8	.653	16.59	.675	17.15	.5000-.05-.1L
9	.715	18.16	.840	21.34	.5625-.05P-.1L
10	.778	19.76	.905	22.95	.6250-.05P-1L
13	.965	24.51	.995	25.27	.8125-.1P-.2L
16	1.150	29.21	1.261	32.03	1.000-.1P-.2L
17	1.215	30.86	1.321	33.55	1.062-.1P-.2L
21	1.477	37.52	1.570	39.88	1.3125-.1P-.2L

MATERIALS AND FINISHES	
Cover	Aluminum alloy or stainless steel
Gasket	Silicone rubber
Wire, Hardware	Stainless steel, passivated

LANYARD OPTIONS	
<b>Nylon Rope</b>	-55° to +100°C., black, very flexible, very good abrasion resistance, good resistance to fuels, .120" (3mm) diameter
<b>Polyurethane Coated Wire Rope</b>	Black polyurethane over stainless steel rope, -55° to +125°C., very flexible, excellent abrasion resistance, excellent resistance to fuels, .080" (2mm) diameter
<b>Teflon® Jacketed Wire Rope</b>	Translucent FEP jacket over stainless steel, -55° to +200°C., fair flexibility, good abrasion resistance, .100" diameter
<b>Sash Chain</b>	Stainless steel, #8 chain, .240" (6mm)
<b>Slip Knot (SK)</b> for Attaching Covers to Cable	55° to +100°C., black, very flexible, very good abrasion resistance, good resistance to fuels, .120" (3mm) diameter. Length includes .5" (13mm) diameter loop.

Dimensions in inches (millimeters) and are subject to change without notice.

# Mouser Electronics

Authorized Distributor

Click to View Pricing, Inventory, Delivery & Lifecycle Information:

## Glenair:

[667-217-NF-H902-3](#) [667-217-NF-H1311-3](#) [667-218-NF-H918-3](#) [667-218-NF-H1319-3](#) [667-217-NF-H1318-3](#) [667-217-NF-H614-3](#) [667-217-NF-U1017-3](#) [667-217-NF-U716-3](#) [667-217-NF-R602-4](#) [667-217-NF-R702-4](#) [667-217-NF-R902-4](#) [667-217-Z1-H901-6](#) [667-217-ZB-U902-4](#) [667-217-NF-H1319-3](#) [667-217-NF-G715-3](#) [667-217-NF-G614-3](#) [667-217-NF-H602-5](#) [667-217-NF-H603-5](#) [667-217-NF-H902-4](#) [667-217-ZN-H716-3](#) [667-217-ZN-U916-3](#) [667-217-C-G916-4](#) [667-217-NF-R614-3](#) [667-217-ZNU-G1302-6](#) [667-217-ZNU-G702-6](#) [667-217-NF-H1302-5](#) [667-217-M-N6](#) [667-217-M-N7](#) [667-217-M-N9](#) [667-217-M-N8](#) [667-217-M-H1701-6](#) [667-217-M-U715-5](#) [667-217-NF-G700-10](#) [667-217-ZN-S714-4](#) [667-217-NF-G1002-5](#) [667-217-NF-G1018-6](#) [667-217-NF-G602-5](#) [667-217-NF-G614-6](#) [667-217-NF-G902-5](#) [667-217-NF-H604-6](#) [667-217-NF-H715-6](#) [667-217-M-S1758-6](#) [667-217-ZNU-SK7-4](#) [667-217-ZNU-SK7-6](#) [667-217-ZNU-SK6-6](#) [667-217-ZN-G701-6](#) [667-217-NF-S902-5](#) [667-217-NF-S602-5](#) [667-217-NF-H914-3](#) [667-217-NF-H902-5](#) [667-217-NF-H702-5](#) [667-217-NF-G1606-6](#) [667-217-NF-F601-3](#) [667-217-M-SK7-3](#) [667-217-M-N10](#) [667-217-M-H615-3](#) [667-217-NF-U614-3](#) [809-083-12G6-SK](#) [809-007](#)