

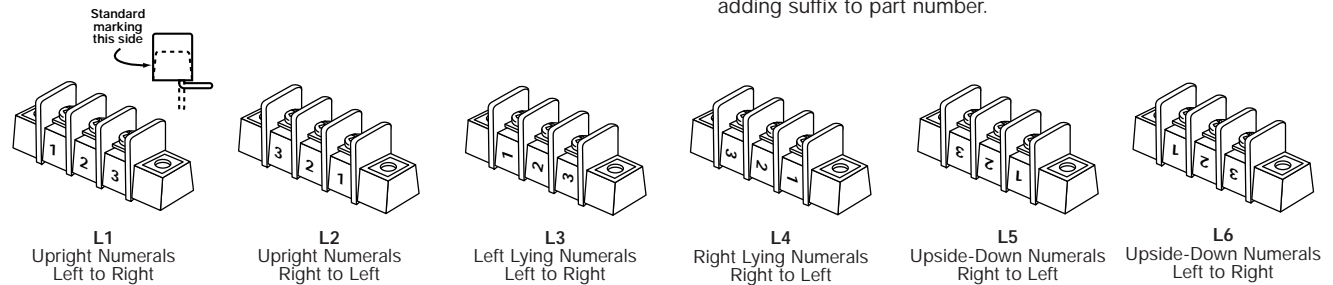
Terminal Blocks - Single Row

All Series Marking Options Single Row Terminal Blocks

Marking Options & Accessories

Standard Marking

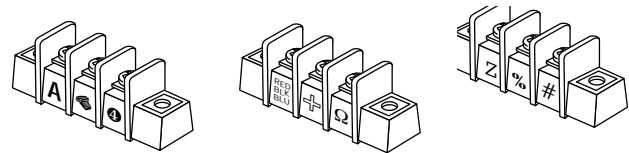
Markings are applied directly to the sides of Series 1000, 2000, 3000, and 4000. Standard characters are white and 1/8" high. Factory may substitute 3/32" high characters.



Blocks to be marked on both sides require a different code for each side. Example: "L1" on one side of the block requires "L2" on the other side to ensure common terminal marking. Specify by adding suffix to part number.

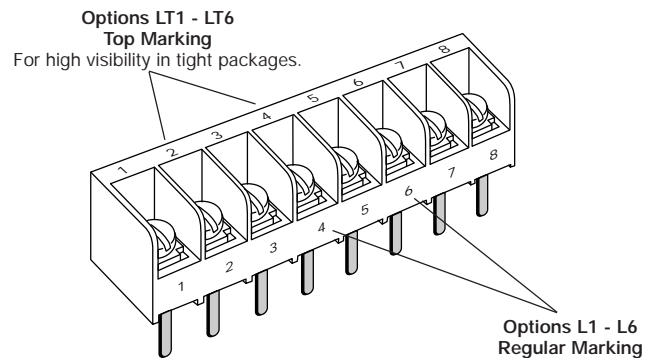
Special Marking

Special markings are available for Series 1000, 2000, 3000, 4000 & 5000 at an additional charge for preparation. Production charges for setup, handling and marking are the same as for standard marking and the same quantity discounts apply. Consult factory for price and delivery.




Closed Barrier Terminal Block Marking Options

L1 & LT1 = Upright numerals, numbered from left to right
L2 & LT2 = Upright numerals, numbered from right to left
L3 = Left lying numerals, numbered from left to right
L4 = Right lying numerals, numbered from right to left
L5 & LT5 = Upside down numerals, numbered from right to left
L6 & LT6 = Upside down numerals, numbered from left to right



Marker Strips

Black marker strips with white numerals mount beneath the terminal blocks to clearly identify terminal and wire positions. Available with forward or reverse markings, top or bottom of strip. If special markings are required, submit a drawing.



Bottom Forward - BF

Top Forward - TF

Bottom Reverse - BR

Top Reverse - TR

Series



MS1 - 1000 Series
MS2 - 2000 Series
MS3 - 3000 Series

Base



1 - mount end, feed thru
2 - barrier end, feed thru
3 - mount end, insulator tubes
4 - barrier end, insulator tubes
5 - mount end, non feed-thru

Poles



02 to 36

Marking



BF - bottom forward
TF - top forward
BR - bottom reverse
TR - top reverse

All Series Accessories

Single Row Terminal Blocks *Continued*

Cover Options - Single Row

Terminal Block Covers

Available for Series A1000, A2000, A3000, A4000, CB2000, CB3000, LP2000, & LP3000.

Three styles of UL 94V0 thermoplastic covers are offered in black. Covers are ordered separately and supplied with two clips each, unless ordered without clips. Optional markings may be specified (black on yellow; white on black).

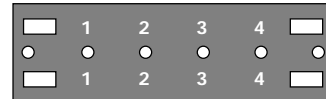
Notes: Covers can not be used with:

- mounting plate options MP & MT.
- certain quick connect terminals.
- 0, 6, & 9 base/end styles on A2 or A3

Bulk Cover Clips: Series 1000 = **CC1-J**; Series 2000 & 3000 = **CC2-J**; Series 4000 = **CC4-J**.

Standard Cover Markings


Top Forward - TF



Bottom Forward - BF

Skirted Access Side

Top Reverse - TR

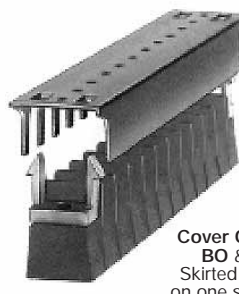


Bottom Reverse - BR


Skirted Access Side



**Cover Options
BB & CB**
Skirted access
on both sides.



**Cover Options
BO & CO**
Skirted access
on one side only.



**Cover Options
BC & TC**
Open access
on both sides.

Cover



BB - skirted access, both sides, black
BO - skirted access, one side, black
BC - open access, both sides, black*

* Not available in 4000 Series

Series



1 - 1000
2 - 2000
3 - 3000
4 - 4000

Poles



02 to 36

Markings



BF - bottom forward
TF - top forward
BR - bottom reverse
TR - top reverse

Options



00 - without clips

Snap-On Covers for A38/B38/F38 Series & CB2/CB3 Series

A38/B38 Series



Poles	
TA8	- <input type="checkbox"/>
TB8	- <input type="checkbox"/>
FB8	- <input type="checkbox"/>

A38 Series

B38 Series

F38 Series

CB2/CB3 Series



Poles	
T02	- <input type="checkbox"/>
T03	- <input type="checkbox"/>

CB2 Series

CB3 Series