



## Series 801 Mighty Mouse Double-Start ACME Threads Rubber Protective Cover Ordering Information 809-190 and 809-191



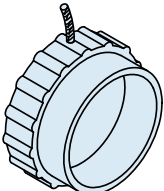
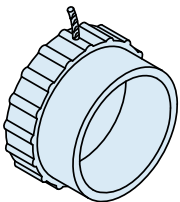

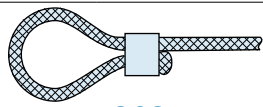


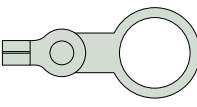
These *splashproof molded rubber covers* fit all Series 801 plugs and receptacles. Braided black nylon lanyard is available with metal rings, cable tie or slipknot for attachment to panel or to cable. -40° to +120° C operating temperature, fungus resistant per MIL-STD-810G Method 508.6.

Materials	
Cover	Neoprene rubber blend, black
Lanyard	.062" (1.57) diameter nylon cord, black
Cable Tie	6/6 nylon, black, SST locking tab
Ring	Stainless steel, black zinc-cobalt finish
Crimp Sleeve	Copper Alloy, black zinc-cobalt finish

D

## How to Order

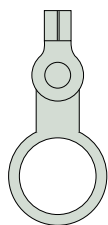
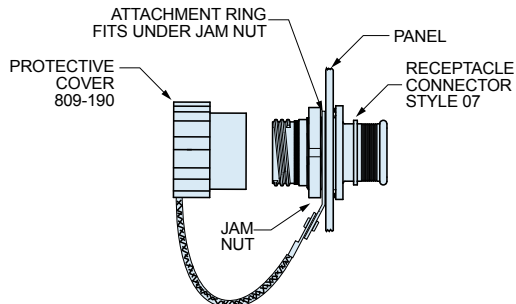
## Sample Part Number

809-191	- 05	G	6	- SCS	C
Series	Shell Size	Lanyard Type	Lanyard Length	Attachment Code	Conductive Rubber
 <p><b>809-190</b> Protective Cover for use with Series 801 Receptacles</p>  <p><b>809-191</b> Protective Cover for use with Series 801 Plugs</p>	-05 -06 -07 -08 -09 -10 -13 -16 -17	<b>-G</b> Nylon Rope  (Omit for no lanyard)	Length in Inches	 <b>-WS</b> Nylon Cable Tie, 1.77 Inch (45mm) Maximum Wire Bundle Diameter	Omit for Standard Neoprene  <b>C</b> Conductive Rubber
				 <b>-SCS</b> Adjustable Slip Knot with Crimp Sleeve. The sleeve can be crimped with pliers for a permanent attachment.	
				 <b>-00</b> Lanyard With No Attachment (Fused End)	
				<b>Lug Terminals and Rings</b>	
				 Lug Terminal	<b>-01</b> – .126 (3.20) I.D. <b>-02</b> – .145 (3.68) I.D. <b>-06</b> – .188 (4.78) I.D. <b>-07</b> – .197 (5.00) I.D.
				 Solid Ring	<b>-08</b> – .385 (9.78) I.D. <b>-09</b> – .445 (11.30) I.D. <b>-10</b> – .516 (13.11) I.D. <b>-11</b> – .570 (14.48) I.D. <b>-12</b> – .583 (14.81) I.D. <b>-13</b> – .635 (16.13) I.D. <b>-14</b> – .695 (17.65) I.D. <b>-15</b> – .776 (19.71) I.D. <b>-16</b> – .885 (22.48) I.D. <b>-17</b> – .896 (25.76) I.D. <b>-18</b> – 1.015 (25.78) I.D. <b>-19</b> – 1.070 (27.18) I.D. <b>-20</b> – 1.135 (28.83) I.D. <b>-21</b> – 1.141 (28.98) I.D.

# Series 801 Mighty Mouse Double-Start ACME Threads Rubber Protective Cover Ordering Information 809-190 and 809-191



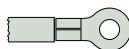
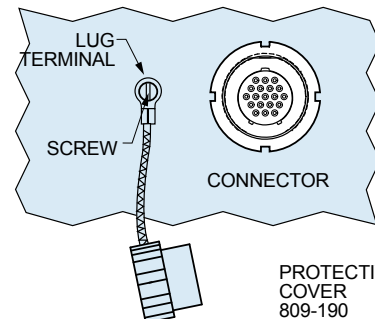
## Attaching a 809-190 Receptacle Cover to a Rear Panel Mounted Jam Nut Receptacle



Solid Ring

Dia. Code	Shell Size	Ring I.D.		Ring O.D.	
		In.	mm.	In.	mm.
		± .010	±0.25	± .015	± 0.38
08	5	.385	9.78	.510	12.95
09	6	.445	11.30	.565	14.35
11	7, 8	.570	14.48	.685	17.40
13	9	.635	16.13	.760	19.30
14	10	.695	17.65	.820	20.82
16	13	.885	22.48	1.010	25.65
19	16	1.070	27.17	1.195	30.35
20	17	1.135	28.83	1.250	31.75

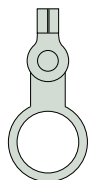
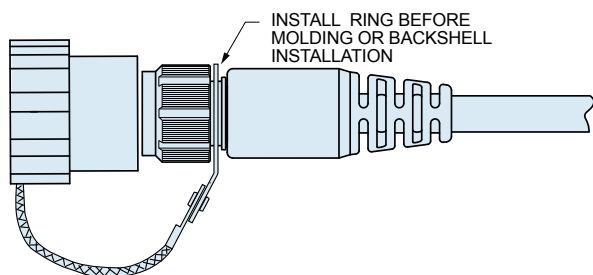
## Attaching a Cover to a Panel With a Screw



Lug Terminal  
for Attaching  
Receptacle Covers  
to a Panel with a  
Screw

Dia. Code	Screw Size	Ring I.D.		Ring O.D.	
		In.	mm.	In.	mm.
		±.005	±0.13	Max.	Max.
01	#4, M3	.126	3.20	.31	7.9
02	#6	.145	3.68	.31	7.9
06	#8, M4	.188	4.78	.31	7.9
07	#10	.197	5.00	.31	7.9

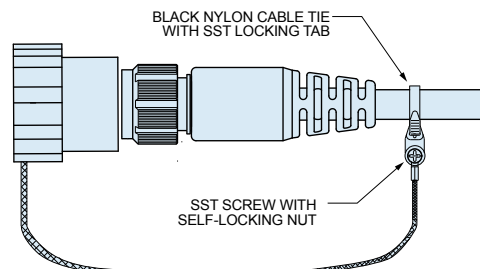
## Attaching a Cover to a Cable Assembly With a Solid Ring



Large Ring

Dia. Code	Shell Size	Ring I.D.		Ring O.D.	
		In.	mm.	In.	mm.
		± .010	±0.25	± .015	± 0.38
08	5,6	.385	9.78	.510	12.95
09	7	.445	11.30	.565	14.35
11	8, 9	.570	14.48	.685	17.40
14	10, 13	.695	17.65	.820	20.82
19	16, 17	1.070	27.17	1.195	30.35

## Attaching a Cover to a Cable Assembly With Type WS Cable Tie



## Attaching a Cover to a Cable Assembly With Type SCS Slip Knot

