



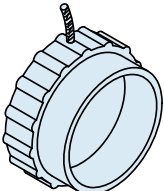

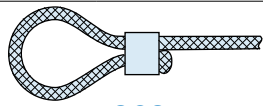

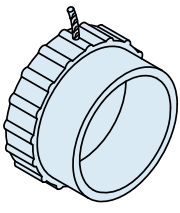
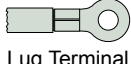
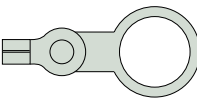
Series 801 Mighty Mouse Double-Start ACME Threads Rubber Protective Cover Ordering Information 809-190 and 809-191



These *splashproof molded rubber covers* fit all Series 801 plugs and receptacles. Braided black nylon lanyard is available with metal rings, cable tie or slipknot for attachment to panel or to cable. -40° to +120° C operating temperature, fungus resistant per MIL-STD-810G Method 508.6.

Materials	
Cover	Neoprene rubber blend, black
Lanyard	.062" (1.57) diameter nylon cord, black
Cable Tie	6/6 nylon, black, SST locking tab
Ring	Stainless steel, black zinc-cobalt finish
Crimp Sleeve	Copper Alloy, black zinc-cobalt finish

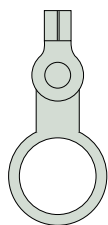
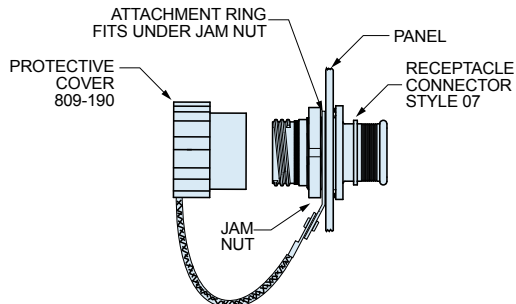
D

How to Order					
Sample Part Number					
809-191	- 05	G	6	- SCS	C
Series	Shell Size	Lanyard Type	Lanyard Length	Attachment Code	Conductive Rubber
 <p>809-190 Protective Cover for use with Series 801 Receptacles</p>  <p>809-191 Protective Cover for use with Series 801 Plugs</p>	<p>-05 -06 -07 -08 -09 -10 -13 -16 -17</p>	<p>-G Nylon Rope (Omit for no lanyard)</p>	<p>Length in Inches</p>	 <p>-WS Nylon Cable Tie, 1.77 Inch (45mm) Maximum Wire Bundle Diameter</p>	<p>Omit for Standard Neoprene C Conductive Rubber</p>
				 <p>-SCS Adjustable Slip Knot with Crimp Sleeve. The sleeve can be crimped with pliers for a permanent attachment.</p>	
				 <p>-00 Lanyard With No Attachment (Fused End)</p>	
				Lug Terminals and Rings	
 <p>Lug Terminal</p>	<p>-01 – .126 (3.20) I.D. -02 – .145 (3.68) I.D. -06 – .188 (4.78) I.D. -07 – .197 (5.00) I.D.</p>				
 <p>Solid Ring</p>	<p>-08 – .385 (9.78) I.D. -09 – .445 (11.30) I.D. -10 – .516 (13.11) I.D. -11 – .570 (14.48) I.D. -12 – .583 (14.81) I.D. -13 – .635 (16.13) I.D. -14 – .695 (17.65) I.D. -15 – .776 (19.71) I.D. -16 – .885 (22.48) I.D. -17 – .896 (25.76) I.D. -18 – 1.015 (25.78) I.D. -19 – 1.070 (27.18) I.D. -20 – 1.135 (28.83) I.D. -21 – 1.141 (28.98) I.D.</p>				

Series 801 Mighty Mouse Double-Start ACME Threads Rubber Protective Cover Ordering Information 809-190 and 809-191



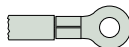
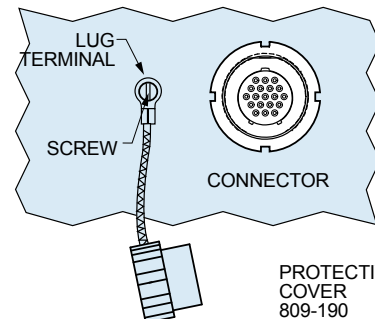
Attaching a 809-190 Receptacle Cover to a Rear Panel Mounted Jam Nut Receptacle



Solid Ring

Dia. Code	Shell Size	Ring I.D.		Ring O.D.	
		In.	mm.	In.	mm.
		± .010	±0.25	± .015	± 0.38
08	5	.385	9.78	.510	12.95
09	6	.445	11.30	.565	14.35
11	7, 8	.570	14.48	.685	17.40
13	9	.635	16.13	.760	19.30
14	10	.695	17.65	.820	20.82
16	13	.885	22.48	1.010	25.65
19	16	1.070	27.17	1.195	30.35
20	17	1.135	28.83	1.250	31.75

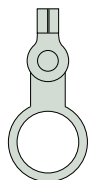
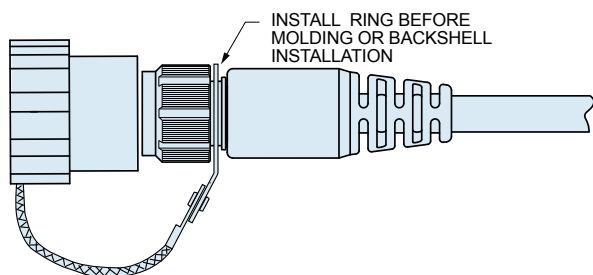
Attaching a Cover to a Panel With a Screw



Lug Terminal for Attaching Receptacle Covers to a Panel with a Screw

Dia. Code	Screw Size	Ring I.D.		Ring O.D.	
		In.	mm.	In.	mm.
		±.005	±0.13	Max.	Max.
01	#4, M3	.126	3.20	.31	7.9
02	#6	.145	3.68	.31	7.9
06	#8, M4	.188	4.78	.31	7.9
07	#10	.197	5.00	.31	7.9

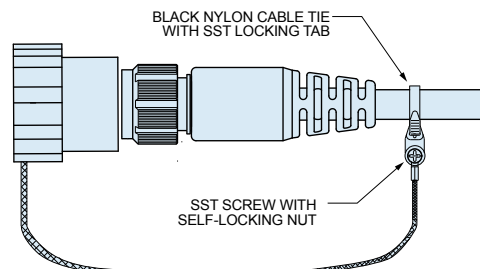
Attaching a Cover to a Cable Assembly With a Solid Ring



Large Ring

Dia. Code	Shell Size	Ring I.D.		Ring O.D.	
		In.	mm.	In.	mm.
		± .010	±0.25	± .015	± 0.38
08	5,6	.385	9.78	.510	12.95
09	7	.445	11.30	.565	14.35
11	8, 9	.570	14.48	.685	17.40
14	10, 13	.695	17.65	.820	20.82
19	16, 17	1.070	27.17	1.195	30.35

Attaching a Cover to a Cable Assembly With Type WS Cable Tie



Attaching a Cover to a Cable Assembly With Type SCS Slip Knot

