



Shielded Power Inductors MLC12xx/15xx



- Soft saturation makes them ideal for VRD/VRM applications
- Special materials eliminate all thermal aging issues.

Designer's Kit C387 contains samples of all values

Core material Iron

Core and winding loss See www.coilcraft.com/coreloss

Terminations RoHS tin-silver over copper. Other terminations available at additional cost.

Weight MLC12xx 1.91 – 3.04 g; MLC15xx 2.73 – 5.12 g

Ambient temperature –40°C to +85°C with Irms current

Maximum part temperature: The part may be operated without damage as long its temperature (ambient + self-heating) does not exceed +125°C.

Storage temperature Component: –40°C to +125°C.
Packaging: –40°C to +80°C

Resistance to soldering heat Max three 40 second reflows at +260°C, parts cooled to room temperature between cycles

Moisture Sensitivity Level (MSL) 1 (unlimited floor life at <30°C / 85% relative humidity)

Failures in Time (FIT) / Mean Time Between Failures (MTBF)

38 per billion hours / 26,315,789 hours, calculated per Telcordia SR-332

PCB washing Tested to MIL-STD-202 Method 215 plus an additional aqueous wash. See [Doc787_PCB_Washing.pdf](#).

Part number ¹	Inductance ² ±20% (µH)	DCR (mOhm)		SRF typ ³ (MHz)	Isat (A) ⁴		Irms (A) ⁵		Height max (mm)
		typ	max		10% drop	20% drop	20°C rise	40°C rise	
10.5 mm × 11.x mm body size (see next page for 13.2 mm × 14.x mm body size)									
MLC1265-361ML_	0.36	0.93	1.03	110	26.9	42.6	16.5	22.7	6.5
MLC1260-401ML_	0.40	0.93	1.03	110	21.0	35.2	16.3	21.9	6.1
MLC1255-421ML_	0.42	0.93	1.03	98	21.1	34.5	16.8	24.1	5.6
MLC1240-451ML_	0.45	1.73	1.91	100	16.5	24.9	12.8	19.8	4.1
MLC1265-701ML_	0.70	1.24	1.37	82	16.4	27.5	15.2	21.0	6.5
MLC1250-801ML_	0.80	2.35	2.59	89	13.3	21.7	12.4	17.3	5.1
MLC1240-901ML_	0.90	2.57	2.83	73	13.9	22.8	11.9	16.3	4.1
MLC1260-122ML_	1.20	2.38	2.62	72	14.0	23.3	12.3	17.6	6.1
MLC1255-122ML_	1.20	2.38	2.62	71	14.1	22.4	12.4	17.5	5.6
MLC1250-132ML_	1.30	2.38	2.62	61	10.8	17.7	11.7	16.5	5.3
MLC1245-152ML_	1.50	4.08	4.49	62	10.7	17.3	10.3	14.2	4.6
MLC1260-172ML_	1.75	2.84	3.13	70	12.1	19.2	10.9	15.3	6.1
MLC1245-402ML_	4.00	8.18	9.00	39	7.42	11.8	6.9	9.8	4.8

1. When ordering, please specify **termination** and **packaging** codes:

MLC1245-402MLC

Termination: L = RoHS compliant tin-silver over copper.

Special order:

T = RoHS tin-silver-copper (95.5/4/0.5) or S = non-RoHS tin-lead (63/37).

Packaging: C = 7" machine-ready reel. EIA-481 embossed plastic tape.

B = Less than full reel. In tape, but not machine ready. To have a leader and trailer added (\$25 charge), use code letter C instead.

D = 13" machine-ready reel. EIA-481 embossed plastic tape. Factory order only, not stocked.

2. Inductance measured at 100 kHz, 0.1 Vrms, 0 Adc using a Coilcraft SMD-A fixture in an Agilent/HP 4284A LCR meter.

3. SRF measured using an Agilent/HP4291A impedance analyzer and a Coilcraft 16193 fixture.

4. DC current at which the inductance drops the specified amount from its value without current.

5. Current that causes the specified temperature rise from 25°C ambient.

6. Electrical specifications at 25°C.

Refer to Doc 362 "Soldering Surface Mount Components" before soldering.



www.coilcraft.com

US +1-847-639-6400 sales@coilcraft.com

UK +44-1236-730595 sales@coilcraft-europe.com

Taiwan +886-2-2264 3646 sales@coilcraft.com.tw

China +86-21-6218 8074 sales@coilcraft.com.cn

Singapore + 65-6484 8412 sales@coilcraft.com.sg

Document 327-1 Revised 06/05/15

© Coilcraft Inc. 2015

This product may not be used in medical or high risk applications without prior Coilcraft approval. Specification subject to change without notice. Please check web site for latest information.



Shielded Power Inductors – MLC12xx/15xx Series

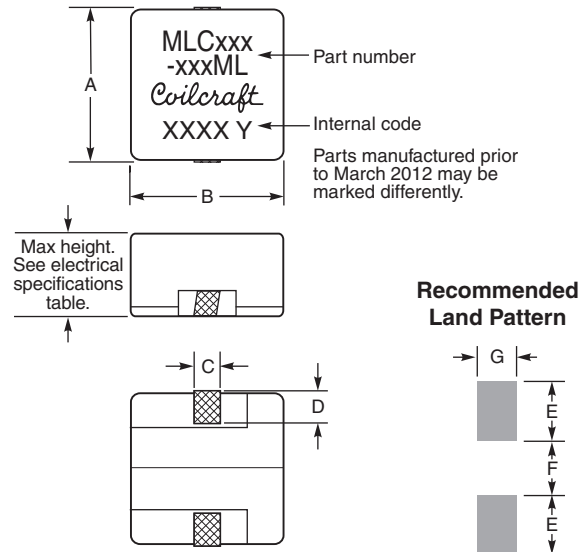
Part number ¹	Inductance ² ±20% (µH)	DCR (mOhm)		SRF typ ³ (MHz)	Isat (A) ⁴		Irms (A) ⁵		Height max (mm)	
		typ	max		10% drop	20% drop	20°C rise	40°C rise		
13.2 mm × 14.x mm body size (see previous page for 10.5 mm × 11.x mm body size)										
MLC1565-451ML_	0.45	0.864	0.951	100	32.8	54.0	18.0	25.6	6.5	
MLC1565-501ML_	0.50	0.864	0.951	110	21.3	38.1	18.6	26.9	6.5	
MLC1555-551ML_	0.55	1.34	1.48	90	20.8	35.7	16.1	22.3	5.6	
MLC1565-801ML_	0.80	1.20	1.32	89	27.4	47.4	17.4	24.6	6.5	
MLC1560-901ML_	0.90	1.72	1.90	76	17.8	28.7	14.6	20.6	6.0	
MLC1538-102ML_	1.0	3.46	3.81	77	13.6	21.2	11.5	16.7	3.9	
MLC1550-102ML_	1.0	1.72	1.90	73	16.1	27.3	13.9	19.7	5.2	
MLC1565-142ML_	1.4	2.20	2.42	65	18.9	30.1	13.7	19.9	6.5	
MLC1538-152ML_	1.5	4.36	4.80	50	13.4	21.0	10.6	14.6	3.9	
MLC1565-202ML_	2.0	3.47	3.82	55	15.2	24.2	11.6	16.3	6.5	
MLC1538-222ML_	2.2	5.90	6.50	46	9.0	15.0	7.5	10.6	3.9	
MLC1550-252ML_	2.5	3.43	3.74	45	10.9	17.7	11.5	15.8	5.2	
MLC1565-282ML_	2.8	4.10	4.51	43	13.7	22.3	10.7	15.2	6.5	
MLC1555-302ML_	3.0	4.06	4.47	41	11.1	18.1	10.9	15.6	5.6	
MLC1538-332ML_	3.3	8.80	9.68	40	7.4	12.2	5.95	9.86	3.9	
MLC1565-372ML_	3.7	3.10	3.40	40	8.13	13.63	12.17	16.58	6.5	
MLC1550-452ML_	4.5	7.13	7.85	34	7.12	11.8	8.43	11.7	5.2	
MLC1565-472ML_	4.7	4.00	4.40	32	6.23	10.57	10.98	15.57	6.5	
MLC1565-602ML_	6.0	5.50	6.05	26	5.60	9.57	9.27	13.62	6.5	
MLC1565-732ML_	7.3	7.20	7.92	29	5.10	8.60	8.60	12.01	6.5	
MLC1565-922ML_	9.2	9.70	10.60	26	4.57	7.80	7.19	10.18	6.5	
MLC1565-113ML_	11.3	10.60	11.60	23	4.07	7.03	6.87	9.46	6.5	
MLC1565-133ML_	13.0	12.57	13.75	21	3.93	6.70	6.12	8.65	6.5	
MLC1565-153ML_	15.4	16.40	18.00	21	3.43	5.77	5.63	7.75	6.5	

1. When ordering, please specify **termination** and **packaging** codes:

MLC1565-153MLC

- Termination:** L = RoHS compliant tin-silver over copper.
Special order:
T = RoHS tin-silver-copper (95.5/4/0.5)
or S = non-RoHS tin-lead (63/37).
- Packaging:** C = 7" machine-ready reel. EIA-481 embossed plastic tape.
B = Less than full reel. In tape, but not machine ready.
To have a leader and trailer added (\$25 charge), use code letter C instead.
D = 13" machine-ready reel. EIA-481 embossed plastic tape. Factory order only, not stocked.

2. Inductance measured at 100 kHz, 0.1 Vrms, 0 Adc using a Coilcraft SMD-A fixture in an Agilent/HP 4284A LCR meter.
3. SRF measured using an Agilent/HP4291A impedance analyzer and a Coilcraft 16193 fixture.
4. DC current at which the inductance drops the specified amount from its value without current.
5. Current that causes the specified temperature rise from 25°C ambient.
6. Electrical specifications at 25°C.
Refer to Doc 362 "Soldering Surface Mount Components" before soldering.



Tape and Reel (24 mm wide plastic tape)

	Quantity		Tape thickness (mm)	Pocket spacing (mm)	Pocket depth (mm)
	7" reel	13" reel			
MLC1240	250	900	0.35	16	4.45
MLC1245	200	800	0.35	16	4.95
MLC1250	200	700	0.40	16	5.45
MLC1255	200	700	0.40	16	5.95
MLC1260	175	600	0.40	16	6.50
MLC1265	150	600	0.40	16	6.70
MLC1538	200	800	0.35	20	4.00
MLC1550	150	600	0.40	20	5.45
MLC1555	125	500	0.40	20	5.95
MLC1560	125	500	0.40	20	6.20
MLC1565	125	500	0.40	20	6.50

Body Size	A max	B max	C	D	E	F	G
1240	11.2	10.5	1.8	2.3	4.0	4.0	2.7
1245	11.2	10.5	1.8	2.3	4.0	4.0	2.7
1250	11.2	10.5	1.8	2.3	4.0	4.0	2.7
1255	11.4	10.5	1.8	2.3	4.0	4.0	2.7
1260	11.4	10.5	1.8	2.3	4.0	4.0	2.7
1265	11.4	10.5	1.8	2.3	4.0	4.0	2.7
1538	13.8	13.2	2.4	3.0	5.0	5.4	3.4
1550	13.8	13.2	2.4	3.0	5.0	5.4	3.4
1555	13.8	13.2	2.4	3.0	5.0	5.4	3.4
1560	13.8	13.2	2.4	3.0	5.0	5.4	3.4
1565	14.0	13.2	2.4	3.0	5.0	5.4	3.4

All dimensions are in mm.



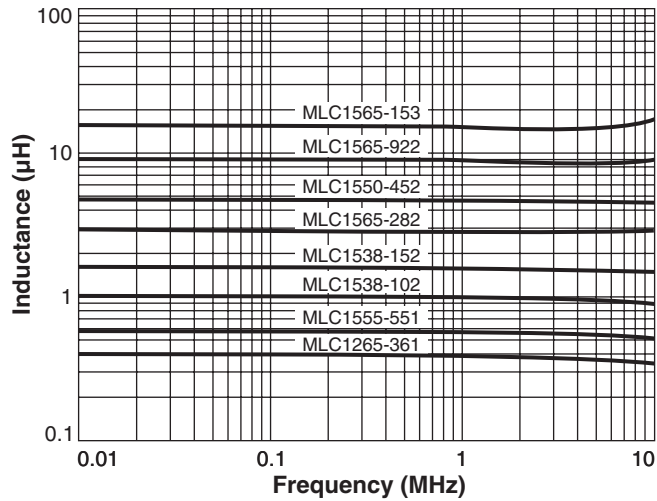
US +1-847-639-6400 sales@coilcraft.com
UK +44-1236-730595 sales@coilcraft-europe.com
Taiwan +886-2-2264 3646 sales@coilcraft.com.tw
China +86-21-6218 8074 sales@coilcraft.com.cn
Singapore +65-6484 8412 sales@coilcraft.com.sg

Document 327-2 Revised 06/05/15
 © Coilcraft Inc. 2015
 This product may not be used in medical or high risk applications without prior Coilcraft approval. Specification subject to change without notice. Please check web site for latest information.

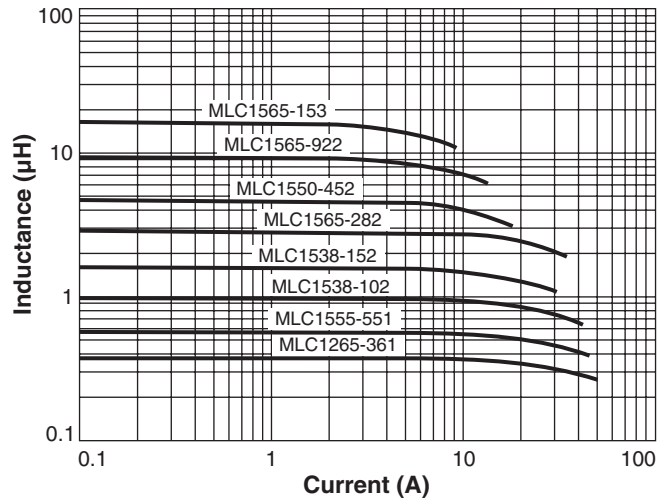


Shielded Power Inductors – MLC12xx/15xx Series

Typical L vs Frequency

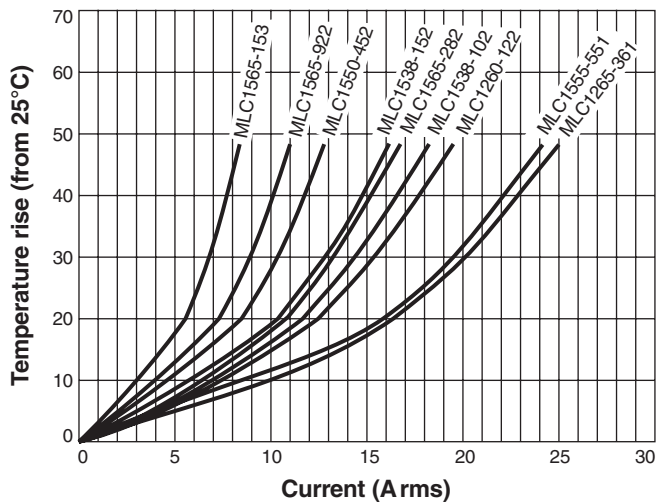


Typical L vs Current



Inductance vs current is unaffected by part temperature up to 125°C.

Temperature Rise vs Current



US +1-847-639-6400 sales@coilcraft.com
UK +44-1236-730595 sales@coilcraft-europe.com
Taiwan +886-2-2264 3646 sales@coilcraft.com.tw
China +86-21-6218 8074 sales@coilcraft.com.cn
Singapore + 65-6484 8412 sales@coilcraft.com.sg

Document 327-3 Revised 06/05/15
 © Coilcraft Inc., 2015
 This product may not be used in medical or high risk applications without prior Coilcraft approval. Specification subject to change without notice. Please check web site for latest information.