KYCON, Inc. 1810 Little Orchard Street, San Jose, CA 95125 (408)494-0330

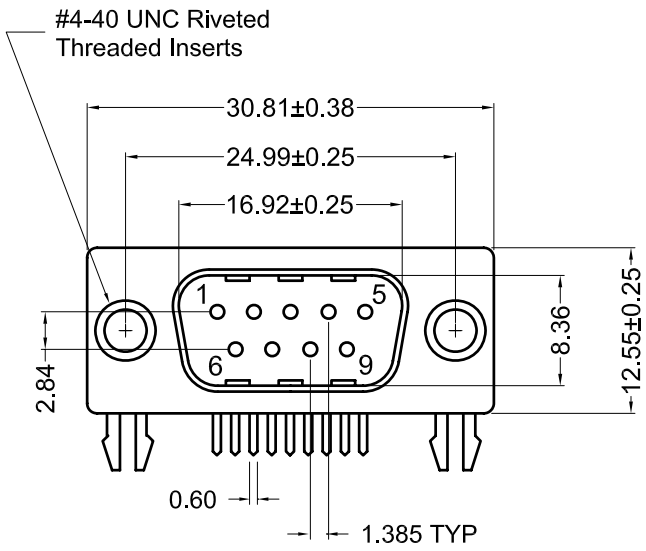

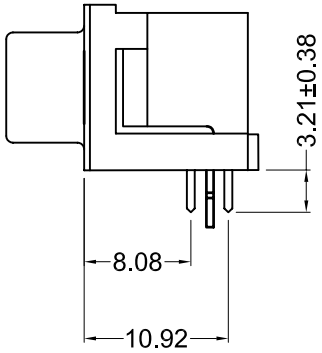

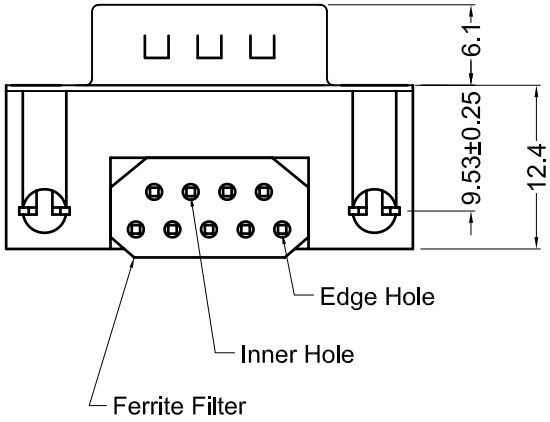

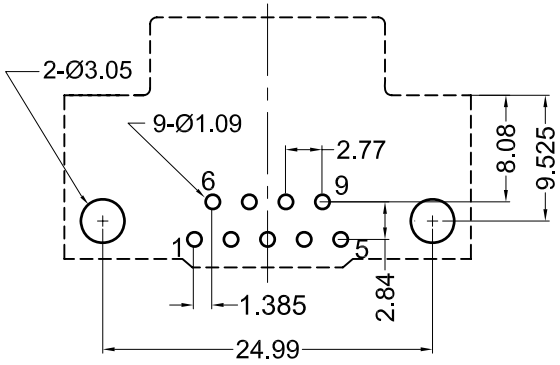

Recommended PCB Layout
(Bottom View)

Material and Finish

Shell: Steel, tin plated

Insulator: PBT with glass-fiber reinforcment
UL 94V-0
color-black

Contact Material:
Plug- Brass
Socket- Phosphor bronze

Duplex plated as follows:

30 30u" gold
on mating end,
tin on termination end,
with entire contact nickel

15 15u" gold
on mating end,
tin on termination end,
with entire contact nickel

(Standard) Gold flash on
mating end, tin on
termination end, with nickel
underplate on entire contact

Electrical Specifications

Rated Current: 2A

Rated Voltage: 30V RMS

Withstanding Voltage:
500V (rms) AC for 1 min
Insulation Resistance:
more than 1000 Mohm
at 500v DC
Contact Resistance:
13 mohm Max
Dielectric Strength:
1000V for 1 min
Temperature Rating:
-55°C to +105°C

Ferrite Specifications		
Test Frequency	Edge Hole	Inner Hole
30 Mhz	17-27 Ohms	22-30 Ohms
50 Mhz	22-30 Ohms	29-37 Ohms
100 Mhz	29-34 Ohms	35-40 Ohms

Part Number	Contact Area Plating Finish
KF22X-E9P-N	Gold Flash (standard)
KF22X-E9P-N15	15u" Gold (15 option)
KF22X-E9P-N30	30u" Gold (30 option)

RoHS COMPLIANT
EU Directive 2002/95/EC

C US
LR78160

Tolerances
X.X ± 0.25
X.XX ± 0.15
Unless Stated Otherwise

REV.	DATE	DESCRIPTION	REV. BY	CHK. BY
A1	08/09/05	New Drawing	R. Aguirre	H. MA
A2	02/21/08	ECO # 07- 049	S. Vien	H. MA

DRAWN BY	DATE
R. Aguirre	8/08/05
	UNITS
	mm

KF22X-E9P-N

Rt. Ang Ferrite D-Sub,RoHS Compliant

9 Pos. Male, 0.318" Footprint

KYCON