nichicon

UMV

5mmL, Long Life Assurance

Long Life

- Extended load life of 5000 hours at +105°C, with 5mm height.
- Compliant to the RoHS directive (2011/65/EU,(EU)2015/863).

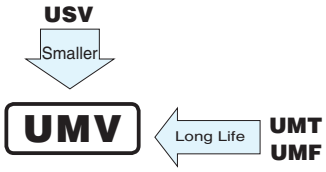



■Specifications

Item	Performance Characteristics
Category Temperature Range	−40 to +105°C
Rated Voltage Range	4 to 50V
Rated Capacitance Range	1 to 100μF
Capacitance Tolerance	±20% at 120Hz, 20°C
Leakage Current	After 2 minutes' application of rated voltage at 20°C, leakage current is not more than 0.01CV or 3 (μA), whichever is greater.

Tangent of loss angle (tan δ) — Measurement frequency : 120Hz at 20°C

Rated voltage (V)	4	6.3	10	16	25	35	50
tan δ (MAX.)	0.37	0.28	0.24	0.20	0.16	0.13	0.12

Stability at Low Temperature — Measurement frequency : 120Hz

Rated voltage (V)		4	6.3	10	16	25	35	50
Impedance ratio (MAX.)	Z−25°C / Z+20°C	8	4	3	2	2	2	2
	Z−40°C / Z+20°C	14	10	7	5	3	3	3

Endurance — The specifications listed at right shall be met when the capacitors are restored to 20°C after the rated voltage is applied for 5000 hours at 105°C.

Capacitance change	Within ±30% of the initial capacitance value
tan δ	300% or less than the initial specified value
Leakage current	Less than or equal to the initial specified value

Shelf Life — After storing the capacitors under no load at 105°C for 1000 hours and then performing voltage treatment based on JIS C 5101-4 clause 4.1 at 20°C, they shall meet the specified values for the endurance characteristics listed above.

Marking — Printed with silver color letter on dark brown sleeve.

■Radial Lead Type

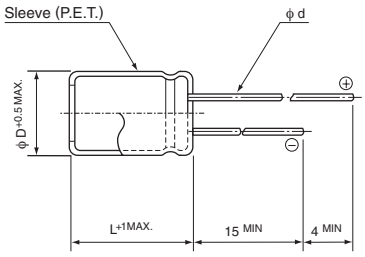

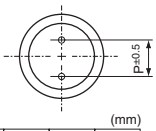

(mm)

φD	4	5	6.3
P	1.5	2.0	2.5
φd	0.45	0.45	0.45

Type numbering system (Example : 25V 10μF)

1	2	3	4	5	6	7	8	9	10	11
U	M	V	1	E	1	0	0	M	F	D

- Configuration※
- Capacitance tolerance (±20%)
- Rated capacitance (10μF)
- Rated voltage (25V)
- Series name
- Type

※ Configuration

φD	Pb-free leadwire Pb-free PET sleeve
4 to 6.3	FD

■Dimensions

Cap.(μF) \ V	Code	4		6.3		10		16		25		35		50	
		0G		0J		1A		1C		1E		1V		1H	
1	010													4×5	6.2
2.2	2R2													4×5	11
3.3	3R3													4×5	14
4.7	4R7									4×5	13	4×5	15	5×5	19
10	100							4×5	18	5×5	23	5×5	25	6.3×5	30
22	220	4×5	22	4×5	22	5×5	27	5×5	30	6.3×5	38	6.3×5	42		
33	330	5×5	30	5×5	30	5×5	35	6.3×5	40	6.3×5	48				
47	470	5×5	36	5×5	36	6.3×5	46	6.3×5	50					Case size φD×L (mm)	Rated ripple
100	101	6.3×5	60	6.3×5	60										

Rated ripple current (mArms) at 105°C 120Hz

●Frequency coefficient of rated ripple current

Frequency	50 Hz	120 Hz	300 Hz	1 kHz	10 kHz or more
Coefficient	0.70	1.00	1.17	1.36	1.50

Please refer to page 20, 21, 22 about the formed or taped product spec.
Please refer to page 4 for the minimum order quantity.