Advantech WebAccess/NMS

Browser-based NMS Software

Features

- Cross-browser, Cross-platform based on HTML5
- Google Maps and GPS location tracking integration
- Automatically discovers and diagrams network topology
- Support all Advantech IP-based devices & extension of 3 party devices
- Hierarchical architecture enables scaling up to 4000 nodes
- Dynamic Connectivity Indication – PoE, Ring, Wireless and Cellular
- Logical Topology View – IGMP, VLAN, VCOM and USDG
- Advanced NMS Function – Remote desktop, Remote configuration, Alarm playback

Introduction

Advantech WebAccess/NMS is a web browser-based software package for networking management system (NMS). Advantech WebAccess/NMS is designed with SNMP and ICMP communication standards for managing all Ethernet-Enabled Advantech products and third-parties' devices. WebAccess/NMS can bring users an easy-to-use platform to monitor and manage networking remotely. WebAccess/NMS enables industrial grade centralized networking management.

A synthetic platform developed for monitoring, setting and maintaining devices via IP-based network. WebAccess/NMS includes Device Management, Alarm Management, Efficiency Management, Topology Management and System Management.

Feature Details

Cross-browser, Cross-platform based on HTML5

WebAccess/NMS is a 100% web based HTML5 NMS with networking software architecture. Based on HTML5, users can use different web browsers such as: chrome, Internet Explorer, Firefox, Safari etc to access WebAccess/NMS without installing any other packages. Users can easily and conveniently access WebAccess/NMS from any device such as a PC or mobile device.

Google Maps and GPS location tracking integration

Users can define the longitude and latitude of the device and its topological group. WebAccess/NMS can then locate the position on the Google map and Open Street map. The real location and connectivity are clearly presented on the map . It benefits medium to large scale application deployment and management.

Automatically discovers and diagrams network topology

WebAccess/NMS, easily creates network topology diagram. The only thing needed to do is configure the IP range for the network domain. A start button will trigger WebAccess/NMS to discover the devices and connection between them in this IP range.

Supports all Advantech IP-based & 3rd party devices

WebAccess/NMS supports all Advantech IP-based devices such as: UNO, ARK EKI, and ADAM. Third party devices can also be supported by creating and importing device profile features.

Logical Topology View

WebAccess/NMS supports not only physical links to the topology but also the logical link view. The logical topology includes VLAN, IGMP, VCOM and USDG. For VLAN and IGMP, users can select the VLAN id or IGMP group and then logical link will be shown in the topology diagram. For VCOM and USDG, the logical view presents the path between accessed device and the device server.

Dynamic Connectivity Indication

In the topological view, WebAccess/NMS can provide the dynamic connectivity indication, such as PoE, Ring, wireless and cellular. The wattage of the PoE power supply will present with the connection line. For Ring, the connection type will be quickly changed according to real Ring connection status. Connectivity is also able to dynamically show the connection between the access point and the wireless client. It will quickly change once the wireless client roams to another AP.

Hierarchical architecture

NMS was designed with hierarchical architecture to consider system capacity for more devices and enabling the ability for remote access. Centralized management systems (CMS) gather device info from the EMS and provides the visual data to users after processing. The Element management system (EMS) uses the SNMP and ICMP to query the device status and reports to CMS.

Remote desktop

WebAccess/NMS supports HTML5 based remote desktop functions. A Web based remote desktop extends the management flexibility for system administrators on a PC based device.

Remote configuration

Users can click the device and directly link to the device configuration Web or open telnet and SSH command lines to the configure device. Even if the device is on a private network, WebAccess/NMS can be used to configure the device remotely.

Alarm playback

Replaying the historical trap or event benefits the trouble shooting to identify the root cause. The playback aligns with topology diagram. The device color or link type and color change will indicate the situation visually to alert users to historical issues.

All product specifications are subject to change without notice

Date updated: 3-Dec-2015

Advantech WebAccess/NMS

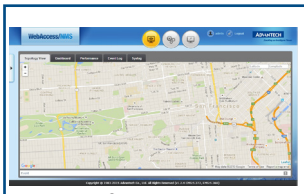
Google Map

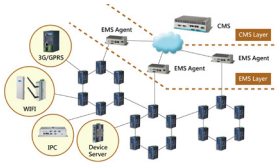

Hierarchical Architecture

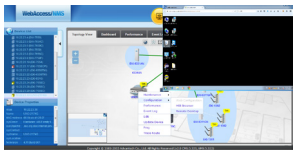
Remote Desktop

Topology View

Logical View

Dashboard

Performance

Multiple Languages

Minimum System Requirements

NMS Server	CPU	2 GHz or faster dual core CPU
	RAM	8 GB minimum, more recommend
	HD Spaces	30 GB or more
	OS	Windows 7 (32/64-bit) SP1,
		Windows 8 (32/64-bit),
		Windows Server 2008 (32/64-bit) R2
		Windows Server 2012 (32/64-bit)
	Software	.Net Framework 4.5 or later version
Client Side Browser	Chrome	Version 37 or later version
	Firefox	Version 31 or later version
	Internet Explorer	IE11 or later version
	Safari	Version 7 or later version
	Chrome	Version 37 or later version
Display	Display Resolution	1024 x 768 or higher (recommend)

Ordering Information

NMS-U050-ULE	Supports maximum 50 nodes
NMS-U100-ULE	Supports maximum 100 nodes
NMS-U300-ULE	Supports maximum 300 nodes
NMS-U500-ULE	Supports maximum 500 nodes
NMS-U01K-ULE	Supports maximum 1000 nodes
NMS-U04K-ULE	Supports maximum 4000 nodes
Trial Version	For 6 months free trial