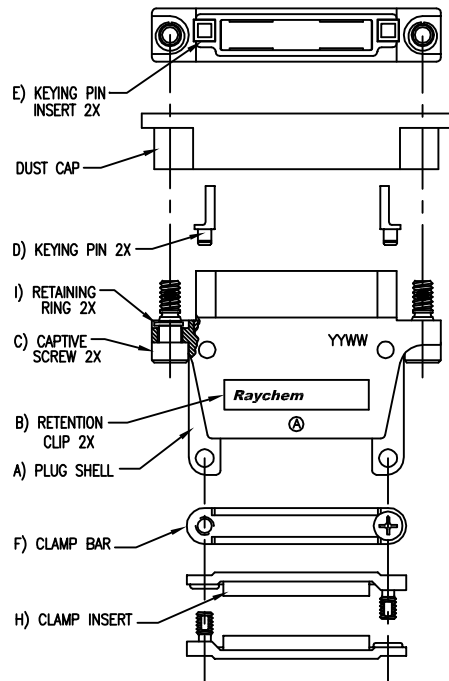
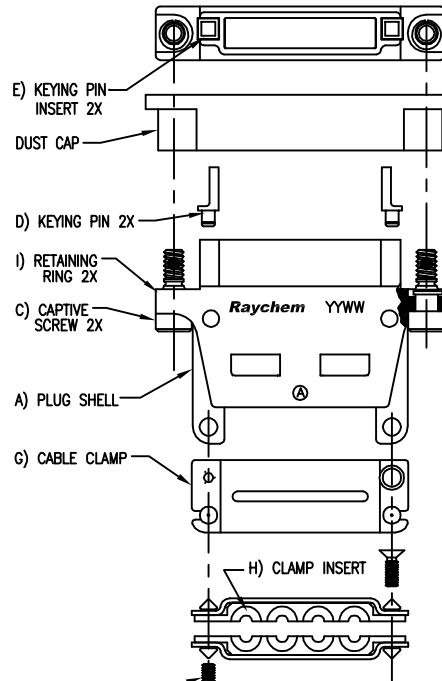
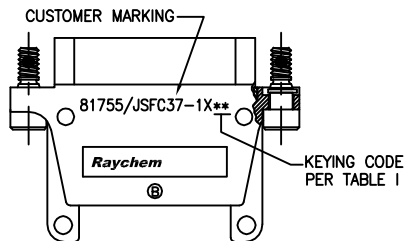


THIS DRAWING AND THE INFORMATION SET FORTH HEREON ARE THE PROPERTY OF TYCO ELECTRONICS CORPORATION, AND ARE TO BE HELD IN TRUST AND CONFIDENCE. PUBLICATION, DUPLICATION, DISCLOSURE, OR USE FOR ANY PURPOSE NOT EXPRESSLY AUTHORIZED IN WRITING BY TYCO ELECTRONICS IS PROHIBITED.

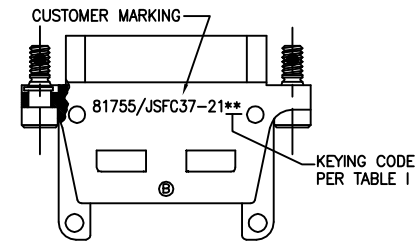
REVISIONS			
LTR	DESCRIPTION	DATE	APPROVED
A	INITIAL RELEASE PER DCR C040496	2/27/04	MHIGGY
B	REVISED PER DCR C040537	3/4/04	MHIGGY



**PLUG SHELL**  
(STANDARD)



**PLUG SHELL**  
(4 CONTACTS - 12 AWG)



**PART NUMBER VARIABLES:**

**D-659-0035-0X-XX**

- KEYING CODE AA THRU DD (SEE TABLE I)
- 01- 1-INCH PLUG
- 02- 2-INCH PLUG
- 03- 1-INCH PLUG, (4 CONTACTS-12 AWG)

**SPECIFICATION CONTROL DRAWING**

PART NUMBER	CUSTOMER PART NUMBER (MARKING - "B" SIDE)
D-659-0035-01- **	81755/JSFC37-11 **
D-659-0035-02- **	81755/JSFC37-12 **
D-659-0035-03- **	81755/JSFC37-21 **

\*\* : KEYING PIN ORIENTATION VARIABLES (SEE TABLE I)

**If this document is printed it becomes uncontrolled.  
Check for the latest revision.**

UNLESS OTHERWISE SPECIFIED DIMENSIONS ARE IN INCHES. METRIC DIMENSIONS ARE IN BRACKETS.  DECIMALS .XXX ±.005 { .13 mm } .XX ±.02 { .5 mm }  ANGLES .X ±  WEIGHT:	DRAWN	MFORONDA	2/20/04	<b>tyco</b> <b>Electronics</b>	Tyco Electronics Corporation 300 Constitution Drive Menlo Park, CA. 94025 U.S.A.	<b>Raychem</b>	
	CHECKED						
	APPROVED	MHIGGY	2/20/04	TITLE SHELL, CONNECTOR, PLUG MODULAR, KEYED			
	APPROVED			SIZE	CODE IDENT. NO.	DWG. NO.	REV
CAD NAME	C040537A.DWG			C	06090	D-659-0035-0X-XX	B
THIRD ANGLE PROJECTION				DO NOT SCALE THIS DRAWING			SHEET 1 OF 2

DWG. NO. D-659-0035-0X-XX SHEET 1

4

3



2

1

THIS DRAWING AND THE INFORMATION SET FORTH HEREON ARE THE PROPERTY OF TYCO ELECTRONICS CORPORATION, AND ARE TO BE HELD IN TRUST AND CONFIDENCE. PUBLICATION, DUPLICATION, DISCLOSURE, OR USE FOR ANY PURPOSE NOT EXPRESSLY AUTHORIZED IN WRITING BY TYCO ELECTRONICS IS PROHIBITED.

REVISIONS			
LTR	DESCRIPTION	DATE	APPROVED
A	INITIAL RELEASE PER DCR C040496	2/27/04	MHIGGY
B	REVISED PER DCR C040537	3/4/04	MHIGGY

NOTES:

1. MATERIALS:

- A) SHELL ALUMINUM ALLOY PER ASTM B85, CADMIUM PLATED PER SAE AMS-QQ-P-416 OVER NICKEL UNDERPLATE
- B) RETENTION CLIP (STANDARD SHELL) COPPER ALLOY 172 PER ASTM B194, CADMIUM PLATED PER SAE AMS-QQ-P-416
- C) CAPTIVE SCREW STAINLESS STEEL PER SAE AMS-QQ-S-763, 300 SERIES, CADMIUM PLATED PER SAE AMS-QQ-P-416
- D) KEYING PIN HIGH GRADE POLYARYLENE THERMOPLASTIC, MOLDED
- E) KEY PINS INSERT HIGH GRADE POLYARYLENE THERMOPLASTIC, MOLDED
- F) CLAMP BAR (STANDARD SHELL) STAINLESS STEEL PER SAE AMS-QQ-S-763, 300 SERIES, CADMIUM PLATED PER SAE AMS-QQ-P-416
- G) CABLE CLAMP (4 CONTACTS-12 AWG) STAINLESS STEEL PER SAE AMS-QQ-S-763, 300 SERIES, CADMIUM PLATED PER SAE AMS-QQ-P-416
- H) CLAMP INSERT SILICONE ELASTOMER PER MIL-R-25988
- I) RETAINING RING COPPER ALLOY 172 PER ASTM B194, CADMIUM PLATED PER SAE AMS-QQ-P-416
- J) SCREW, FLAT HEAD (4 CONTACTS-12 AWG) STAINLESS STEEL PER SAE AMS-QQ-S-763, 300 SERIES, CADMIUM PLATED PER SAE AMS-QQ-P-416

2. DIMENSIONS AND OTHER DETAILS ARE SHOWN ON THE SPECIFICATION CONTROL DRAWING OF THE APPLICABLE SHELL ASSEMBLY.

FOR D-659-0035-01-\*\* AND D-659-0035-02-\*\*: SEE MTC100-XHX-XXX-XXX  
 FOR D-659-0035-03-\*\*: SEE D-659-0033-01-003

# TABLE I KEYING CODES

CODE	PLUG CONFIGURATION	CODE	PLUG CONFIGURATION
-A A-		-C A-	
-A B-		-C B-	
-A C-		-C C-	
-A D-		-C D-	
-B A-		-D A-	
-B B-		-D B-	
-B C-		-D C-	
-B D-		-D D-	
		-X X-	UNKEYED

POSITION OF PROJECTING TAB (TYP)

### SPECIFICATION CONTROL DRAWING

UNLESS OTHERWISE SPECIFIED DIMENSIONS ARE IN INCHES. METRIC DIMENSIONS ARE IN BRACKETS.  DECIMALS .XXX ±.005 { .13 mm } .XX ±.02 { .5 mm }  ANGLES .X ±  WEIGHT:	DRAWN	MFORONDA	2/20/04		Tyco Electronics Corporation 300 Constitution Drive Menlo Park, CA. 94025 U.S.A.	
	CHECKED					
	APPROVED	MHIGGY	2/20/04	TITLE SHELL, CONNECTOR, PLUG MODULAR, KEYED		
	APPROVED			SIZE	CODE IDENT. NO.	DWG. NO.
	THIRD ANGLE PROJECTION		C	06090	D-659-0035-0X-XX	B
			DO NOT SCALE THIS DRAWING			SHEET 2 OF 2

If this document is printed it becomes uncontrolled.  
 Check for the latest revision.

4

3



2

1

DWG. NO. D-659-0035-0X-XX SHEET 1