



FEATURES

- RoHS compliant
- Primary current rating 15A⁴
- 50, 100, & 200 turn variants
- Primary to secondary isolation 1000Vrms
- 50kHz-500kHz frequency range
- Surface mount
- Industry-standard footprint
- UL94 V-0 package materials
- Tube or tape & reel packaging available
- J-STD-020C reflow

PRODUCT OVERVIEW

The 5500 series of current sense transformers are designed to monitor AC currents. The transformers can be used for high frequency current sensing in applications such as switched-mode power supplies, motor control, and electronic lighting ballasts.

SELECTION GUIDE

Order Code ¹	Turns Ratio	Min. Secondary Inductance mH	Max. DC Resistance		Isolation Voltage ² (Pri-Sec) Vrms	Terminating Resistance to produce 1V _{OUT} /1A _{IN} ±0.1% Ω
			Primary (1,3-2,4) mΩ	Secondary (5-6) mΩ		
55050C	1:1:50	3.8	2.3	350	1000	50
55100C	1:1:100	14.8	2.3	850	1000	100
55200C	1:1:200	60.0	2.3	3600	1000	200

ABSOLUTE MAXIMUM RATINGS

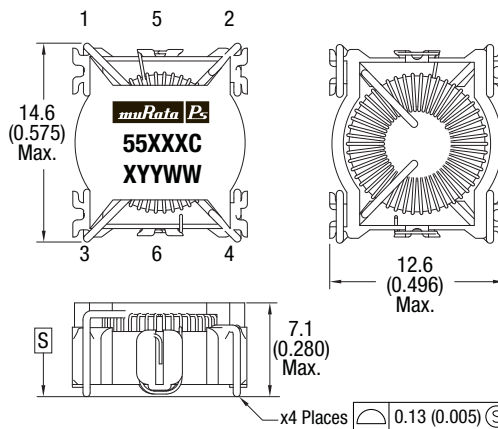
Operating free air temperature range	-40°C to 125°C
Storage temperature range	-40°C to 140°C

SOLDERING INFORMATION³

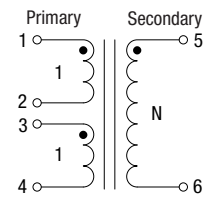
Peak reflow solder temperature	245°C
Pin finish	Reflowed tin

PACKAGE SPECIFICATIONS

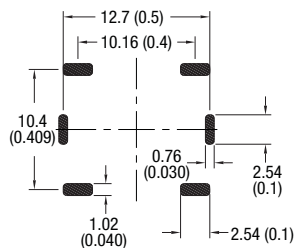
Mechanical Dimensions



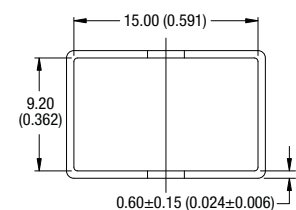
Schematic



Recommended Footprint Details



Tube Outline Dimensions



Tube length: 475±2.0 (18.701±0.079)
Tube quantity: 35 Tube material: Antistatic coated clear PVC

Unless otherwise stated, all dimensions in mm (inches) ±0.25 (0.010).

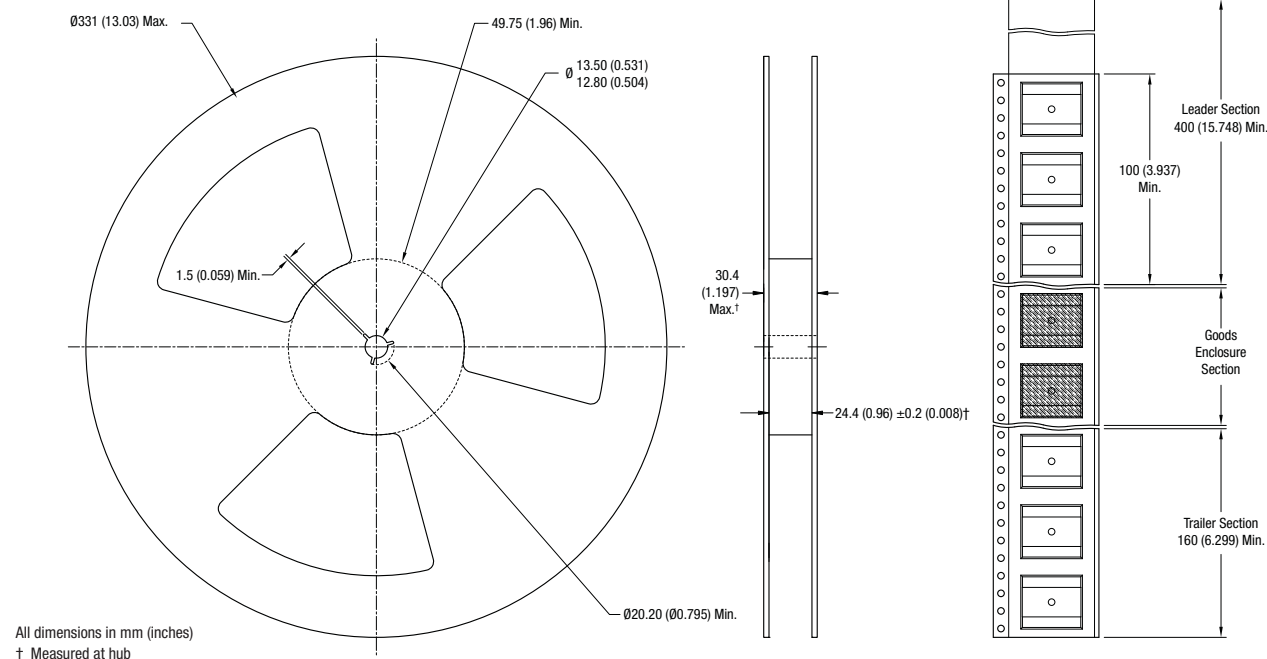
Specifications typical at T_a = 25°C

1. If components are required in tape and reel format suffix order code with -R, e.g. 55050C-R.
2. Flash tested for 1 second.
3. For further information, please visit www.murata-ps.com/rohs
4. Primary windings connected in parallel.

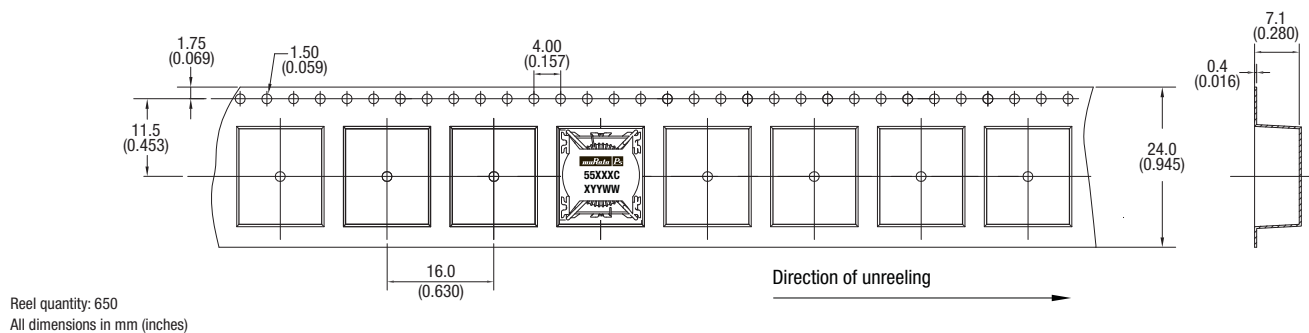


PACKAGE SPECIFICATIONS

Reel Dimensions



Tape Outline Dimensions



Murata Power Solutions, Inc.
11 Cabot Boulevard, Mansfield, MA 02048-1151 U.S.A.
ISO 9001 and 14001 REGISTERED

Murata Power Solutions, Inc. makes no representation that the use of its products in the circuits described herein, or the use of other technical information contained herein, will not infringe upon existing or future patent rights. The descriptions contained herein do not imply the granting of licenses to make, use, or sell equipment constructed in accordance therewith. Specifications are subject to change without notice.
© 2011 Murata Power Solutions, Inc.