

Type OS Series

Type OS Series



The OS Series is designed for current sensing using a range of low TCR resistive alloys to create the value and current capability you require.

The ribbon is welded to 1mm diameter solid (OFHC) copper leads that are tin/lead electroplated. The OS is ideally suited to current detection in power supply circuits, electric meter sensing, protection feed back circuits and a wide range of automotive positions.

Key Features

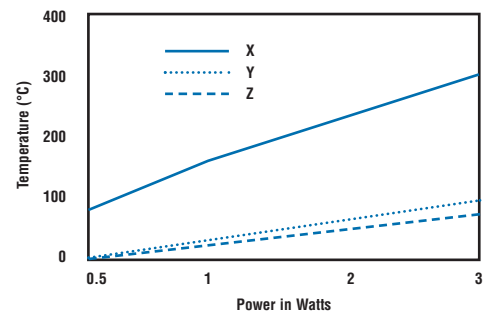
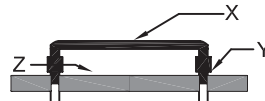
- Small Size Light Weight
- Easy to Mount
- Completely Non Inductive
- Temperature Range -55°C to +155°C
- High Power up to 5 Watts
- High Current up to 14 Amps
- Custom Designs Welcomed

Characteristics - Electrical

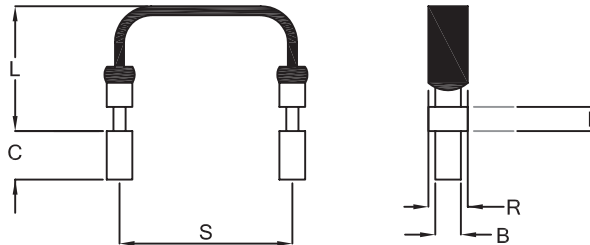
| | |
|--|---|
| Resistance Value: | R005, R01, R015, R022, R025, R033, R047, R051 (or custom) |
| Resistance Tolerance: | 5%, 10% (tighter by discussion) |
| Temperature Coefficient of Resistance: | Material 20ppm/°C Effective 100ppm/°C over range |
| Rated Ambient Temperature: | +70°C |
| Operating Temperature Range: | - 40°C + 200°C |
| Load Life @ 125°C: | 1000 hours $\Delta R < \pm 2\%$ max. |
| Temperature Cycling: | - 40°C + 125°C 1000 $\Delta R < \pm 2\%$ max. |
| Moisture No Load: | 1000 hours $\Delta R < \pm 1\%$ max. |
| Pack Quantity: | 500 boxed - loose pack |

Temperature Rise Curve

Typical Temperature Rise Under Load Condition Type OS3



Dimensions



| Type | S | L | C ±0.25 | P ±0.1 | R ±0.1 | B ±0.05 |
|------|-------|----------|---------|--------|--------|---------|
| OS-1 | 11.43 | 5.0±2.5 | 3.2 | 1.2 | 2.0 | 1.7 |
| OS-3 | 15.20 | 25.4 Max | 3.2 | 1.2 | 2.0 | 1.7 |
| OS-5 | 20.30 | 25.4 Max | 3.2 | 1.2 | 2.0 | 1.7 |

How to Order

| OS | 3 | R01 | 15 | J |
|--|--|-----------------------------|-------------------------------------|--|
| Common Part | Rated Power | Resistance Value | Insertion Pitch | Tolerance |
| OS - Open Wire Resistor (Radial) LW - Leaded Wire (Axial) Resistor (Custom) | 1 - 1 Watt 3 - 3 Watt 5 - 5 Watt (Or Custom) | 0.01 Ohm (10 milli Ohm) R01 | 12 - 12mm 15 - 15mm 20 - 20mm | J ±5% K ±10% Tighter by Discussion |