

Specification Status: Released

Operating Conditions at 20°C:

Maximum Continuous Operating Voltage (V_{mco}): 60V_{dc}
Maximum Interrupt Current (I_{int}): 3A_{rms}




Fault Ratings at 20°C:

Maximum Limited Duration Voltage (V_{ldf}): 600 V_{rms}
Maximum Limited Duration Current (I_{ldf}): 40A

Lead Material:

22 AWG Sn- Plated Copper (0.65 mm [0.026"] nominal diameter)

Marking (on back):

 Manufacturer's Mark
 Part Identification
 Lot Identification

Electrical Schematic:

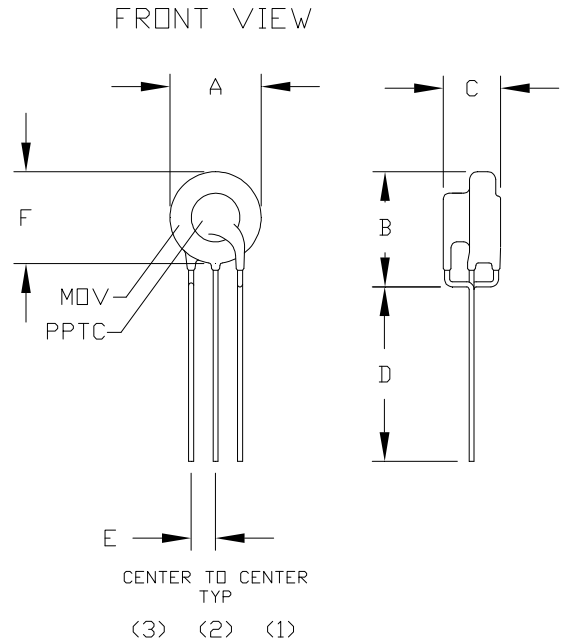
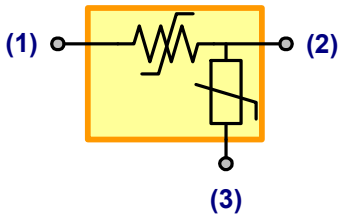


TABLE I. DIMENSIONS:

	A		B		C		D		E	F	
	MIN	MAX	MIN	MAX	MIN	MAX	MIN	MAX	NOM	MIN	MAX
mm:	--	12.0	--	15.0	--	6.6	6.0	--	2.5	--	12.0
in.*	--	(0.47)	--	(0.59)	--	(0.26)	(0.24)	--	(0.10)	--	(0.47)

*Rounded off approximation

Intended Use: Communications and Signaling Circuits.

TABLE II. PPTC-SECTION (terminals 1-2) PERFORMANCE RATINGS @ 20°C:

HOLD CURRENT (A)	TRIP CURRENT (A)	RESISTANCE (Ω)†			TIME TO TRIP† (s) @ 1A	
		R MIN	R MAX	R _{1 MAX} *	TYP	MAX
0.15	0.30	6.5	14.0	16.0	0.9	3

*Maximum device resistance at 20°C measured 1 hour post trip.

† Corresponds to operations below varistor switch voltage.

TABLE III. MOV-SECTION (terminals 2-3) PERFORMANCE RATINGS @ 20°C:

VARISTOR VOLTAGE V @ 1mA		DC RESISTANCE @ 100V	MAXIMUM CLAMPING VOLTAGE @ 25A	RATED WATTAGE
DC (V)	Tolerance	(MΩ)	(V)	(W)
260	+14% / -7%	>10	455	0.25

TABLE IV. LIGHTNING WITHSTAND FOR THE ASSEMBLY (TERMINALS 1-3) @ 20°C:

Parameter	VOLTAGE – Open Circuit		CURRENT – Short Circuit		Repetitions
	Voltage (V)	Waveform (μs)	Current (A)	Waveform (μs)	
TIA-968 Lightning Type A Metallic	800	10 x 560	100	10 x 560	1 ea. Polarity
TIA-968 Lightning Type A Longitudinal	1500	10 x 160	200	10 x 160	1 ea. Polarity
TIA-968 Lightning Type B Metallic	1000	9 x 720	25	5 x 320	1 ea. Polarity
TIA-968 Lightning Type B Longitudinal	1500	9 x 720	37.5	5 x 320	1 ea. Polarity
ITU-T K.20/K.21	1500	10 x 700	37.5	5 x 310	5 ea. Polarity

TABLE V. APPLICABLE PART DESCRIPTIONS:

PART DESCRIPTION	PCN # (INTERNAL USE ONLY)	PACKAGING TYPE	NOTES
TM2P-10271	RF0378-000	Bulk	N/A
TM2P-10271-2	RF0504-000	Tape and Reel	Dim. D not applicable

Agency Recognitions:	UL 497A / File N° E258475
Reference Documents:	PS300 for PPTC section
Precedence:	This specification takes precedence over documents referenced herein.
Effectivity:	Reference documents shall be the issue in effect on the date of invitation for bid.
CAUTION:	Operation beyond the rated voltage or current may result in rupture, electrical arcing or flame.

Materials Information

ROHS Compliant

Directive 2002/95/EC
Compliant

ELV Compliant

Directive 2000/53/EC
Compliant

Pb-Free

