



711-150
Internal Braid System
Environmental Self-Locking Metal Backshell
for Series 74 Helical Convolted Tubing with Internal Braid

Internal braid conduit-to-connector backshell, metal

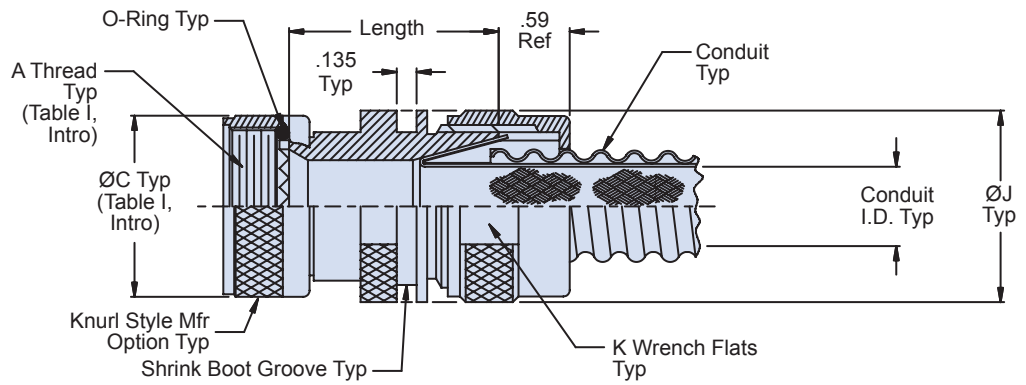
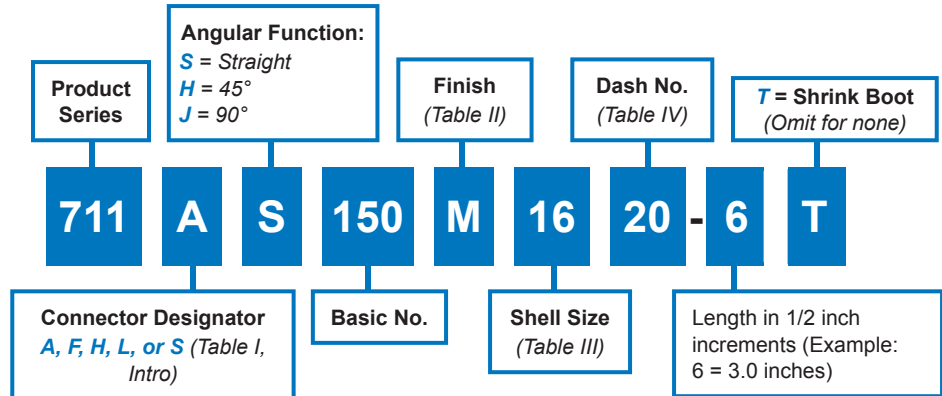


olive drab finish



nickel finish

How To Order



SYM S - Straight

Material/Finish

- Adapters, Elbows, Coupling Nuts, Nuts & Ferrules: Table II (see P/N development)
- O-Ring: Silicone/NA
- Anti-decoupling Device: Corrosion resistant material
- Shrink Boot: See individual drawings

Assembly Notes

- Standard minimum length is 1.50 inches. For shorter length, consult factory. Note: applies to SYM S, Straight, only.
- O-Ring not supplied with Connector code "A".

711-150
Internal Braid System
 Environmental Self-Locking Metal Backshell
 for Series 74 Helical Convoluted Tubing with Internal Braid

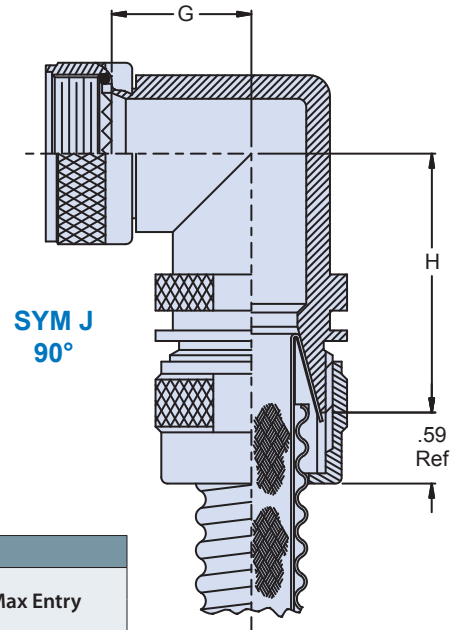
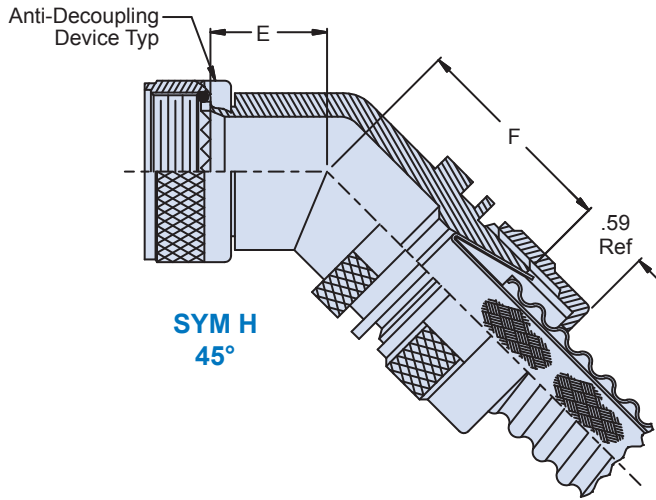


Table III: Shell Size/Dimensions

Shell Size		E	F	G	H	Max Entry
A, F, L, S	H	Max	Max	Max	Max	
08	09	.829 (21.1)	1.64 (41.7)	.94 (23.9)	1.75 (44.5)	20
10	11	.854 (21.7)	1.67 (42.4)	1.00 (25.4)	1.82 (46.2)	24
12	13	.878 (22.3)	1.69 (42.9)	1.06 (26.9)	1.88 (47.8)	28
14	15	.895 (22.7)	1.72 (43.7)	1.11 (28.2)	1.94 (49.3)	32
16	17	.922 (23.4)	1.75 (44.5)	1.17 (29.7)	2.00 (50.8)	32
18	19	.938 (23.8)	1.76 (44.7)	1.21 (30.7)	2.05 (52.1)	40
20	21	.963 (24.5)	1.80 (45.7)	1.27 (32.3)	2.12 (53.8)	40
22	23	.990 (25.1)	1.82 (46.2)	1.33 (33.8)	2.17 (55.1)	48
24	25	1.013 (25.7)	1.84 (46.7)	1.39 (35.3)	2.24 (56.9)	48
28		1.231 (31.2)	1.88 (47.8)	1.67 (42.4)	2.31 (58.7)	56
32		1.282 (32.5)	1.93 (49.0)	1.80 (45.7)	2.44 (62.0)	64
36		1.328 (33.8)	1.97 (50.0)	1.91 (48.5)	2.55 (64.8)	64

Table IV: Dimensions/Shrink Boot

Dash No.	Conduit I.D.	ØJ	K Flat	Shrink Boot Part Number
06	See 121-195 Conduit Drawing	.94 (23.9)	.812 (20.6)	770-001S105
09		1.00 (25.4)	.875 (22.2)	770-001S106
10		1.06 (26.9)	.937 (23.8)	770-001S106
12		1.13 (28.7)	1.000 (25.4)	770-001S106
14		1.19 (30.2)	1.062 (27.1)	770-001S106
16		1.25 (31.8)	1.125 (28.7)	770-001S107
20		1.38 (35.1)	1.250 (31.8)	770-001S107
24		1.56 (39.6)	1.438 (36.6)	770-001S108
28		1.69 (42.9)	1.562 (39.6)	770-001S108
32		1.88 (47.8)	1.750 (44.5)	770-001S108
40		2.13 (54.1)	2.000 (50.8)	770-001S108
48		2.50 (63.5)	2.375 (60.5)	TBD
56		2.75 (69.9)	2.625 (66.8)	TBD
64		3.00 (76.2)	2.875 (73.2)	TBD

Table II: Material/Finish

Sym	Material	Finish Description
M	Aluminum Alloy	Electroless Nickel
MT	Aluminum Alloy	Nickel-PTFE
NF	Aluminum Alloy	Cad/O.D. over Electroless Nickel (1,000 Hour Salt Spray)
Z1	300 Series SST	Passivate
ZN	Aluminum Alloy	Zinc Nickel/O.D. over Electroless Nickel (1,000 Hour Salt Spray)

Table II (continued)

Sym	Material	Finish Description	Component
ZM	300 Series SST	Electroless Nickel	Adapter, Elbow
		Passivate	Coupling Nut
ZW	300 Series SST	Cadmium Olive Drab over Electroless Nickel	Adapter, Elbow
		Cadmium Olive Drab	Coupling Nut