



Series 800 Vertisockets™ Vertical Mounting with Bifurcated Contacts

FEATURES:

- Aries offers a full line of Vertisockets™ for DIP packaging of LEDs, incandescent lamps, DIP switches, test points, etc. The variations of mounting position and pin configuration provide exceptional design freedom.
- Restricted entry for contact protection.
- Accepts standard LEDs and incandescent displays as well as .500 [12.70] and .600 [15.24] high large displays.

SPECIFICATIONS:

- Standard body material is black UL 94V-0 4/6 Nylon.
- Bifurcated contacts are Grade A spring-tempered Phosphor Bronze per QQ-B-750.
- Standard contact plating is 10μ [25μm] min. Gold per MIL-G-45204, over 50μ [1.27μm] min. Nickel per QQ-N-290.
- Plating Options:
 "T" = 200μ" min Matte Tin per ASTM B545-97 over 50μ" min. Nickel per QQ-N-290.
 "TL" = 200μ" min Bright 90/10 Tin/Lead per MIL-T-10727 Type 1 over 50μ" min. Nickel per QQ-N-290.
- Contact current rating=1.5 Amps.
- Operating temperature=221 °F [105°C] Tin & Tin/Lead plating,
 =257°F [125°C] Gold plating.
- Insertion Force=110 grams/pin average; Withdrawal Force=75 grams/pin average.
- Accepts flat leads up to .014 [.36] thick and .020 [.51] wide; round leads up to .020 [.51] in diameter.
- Accepts lead lengths: .075-.160 [1.91-4.06].

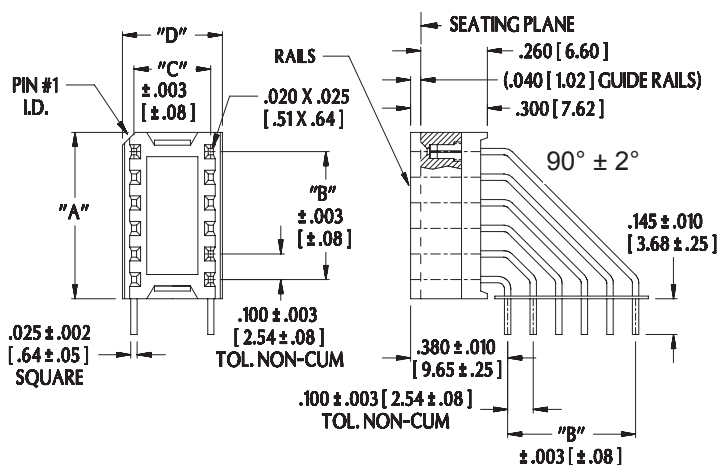
MOUNTING CONSIDERATIONS:

- Suggested PCB hole size=.044 ± .002 [1.12 ± .05] dia.

All tolerances ± .005 [.13]
unless otherwise specified


"A"=(NO. OF PINS PER ROW X .100 [2.54]) + .050 [1.27]

"B"=(NO. OF PINS PER ROW - 1) X .100 [2.54]



Consult factory for non-standard sizes

Centers "C"	Dim. "D"	Available Sizes
.200 [5.08]	.290 [7.37]	8, 10
.300 [7.62]	.390 [9.91]	8, 14, 16, 18, 20
.600 [15.24]	.690 [17.53]	8, 10, 12, 14, 16, 18, 20



Note: Aries specializes in custom design and production. In addition to the standard products shown on this page, special materials, platings, sizes, and configurations can be furnished, depending on quantities. Aries reserves the right to change product specifications without notice.

ORDERING INFORMATION

XX-X810-90XXXX

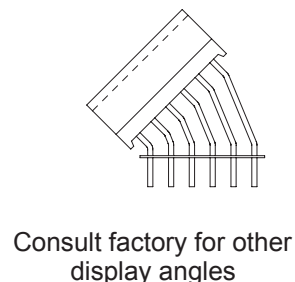
No. of pins (see table) | Series: | Optional suffix: WR=With out rails

2810: "C"=.200 [5.08]
 810: "C"=.300 [7.62]
 6810: "C"=.600 [15.24]

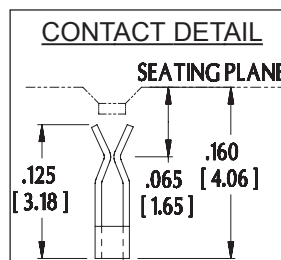
T=Tin plating
 TL=Tin/Lead plating
 No suffix=Gold plating

Display angle

Consult Data Sheet No. 13001 for Horizontal Mounting Vertisockets™ with bifurcated contacts.



ALL DIMENSIONS: INCHES [MILLIMETERS]



ARIES
ELECTRONICS, INC.

Bristol, PA 19007-6810 USA
 TEL (215) 781-9956 • FAX (215) 781-9845
 WWW.ARIESELEC.COM • INFO@ARIESELEC.COM



13002
REV. D