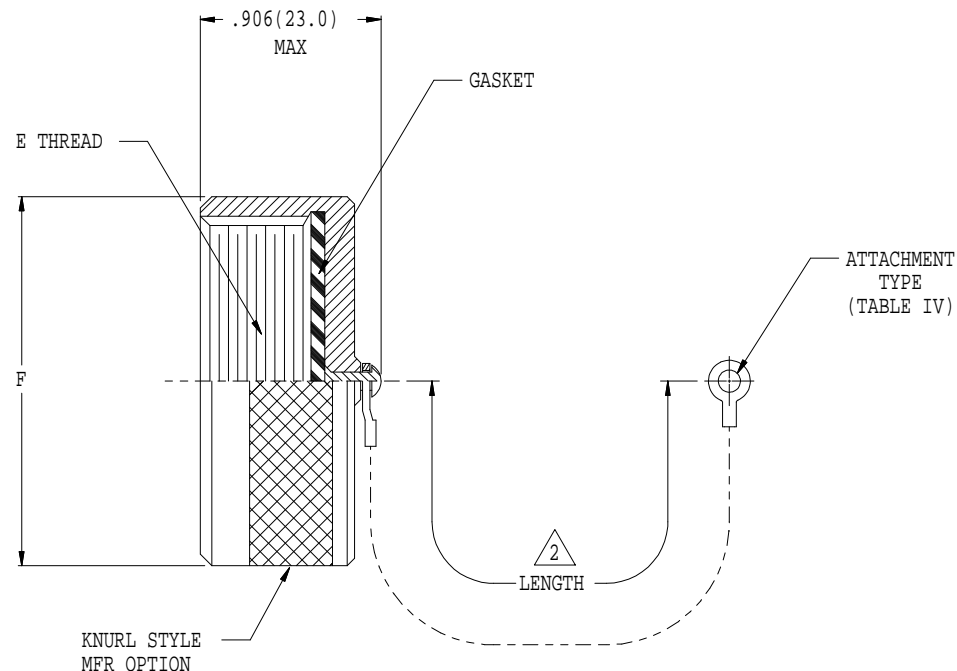
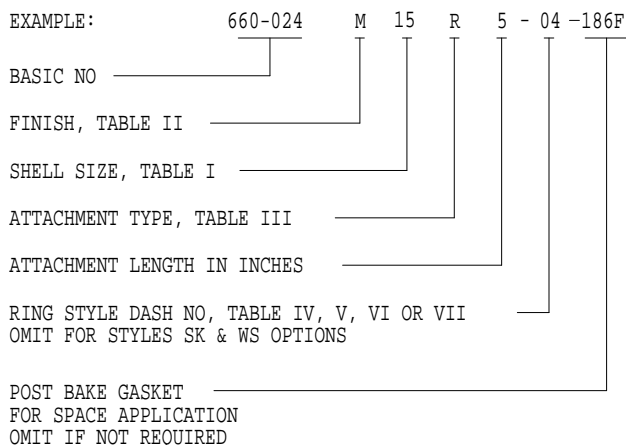


SHELL SIZE	E THREAD	F MAX
09	.6250 -0.1P-0.3L-TS	.906 (23.0)
11	.7500 -0.1P-0.3L-TS	1.102 (28.0)
13	.8750 -0.1P-0.3L-TS	1.220 (31.0)
15	1.0000 -0.1P-0.3L-TS	1.260 (32.0)
17	1.1875 -0.1P-0.3L-TS	1.457 (37.0)
19	1.2500 -0.1P-0.3L-TS	1.535 (39.0)
21	1.3750 -0.1P-0.3L-TS	1.654 (42.0)
23	1.5000 -0.1P-0.3L-TS	1.772 (45.0)
25	1.6250 -0.1P-0.3L-TS	1.929 (49.0)

SYM	FINISH DESCRIPTION
B	CADMIUM PLATE/OLIVE DRAB
C	ANODIZE/ BLACK
J	GOLD IRIDITE OVER CADMIUM PLATE OVER NICKEL
M	ELECTROLESS NICKEL
N	CADMIUM PLATE/OLIVE DRAB OVER NICKEL
MT	NICKEL-PTFE IAW GPS52-MT
NF	CAD/O. D. OVER ELECTROLESS NICKEL (1000 HOUR SALT SPRAY)
R	RED ANODIZE
T	CADMIUM PLATE/BRIGHT DIP OVER NICKEL
Z1	STAINLESS STEEL/PASSIVATE
Z16	ELECTROLESS NICKEL PER AMS-C-26074 GRADE B .0005/.0008 THK CLASS 4 WITH CHROMATE POST TREATMENT
Z17	ELECTRO DEPOSITED NICKEL/ STAINLESS STEEL
ZL	NICKEL PLATE/STAINLESS STEEL
ZN	ZINC NICKEL/OLIVE DRAB OVER ELECTROLESS NICKEL (1000 HOUR SALT SPRAY)

SYM.	DESCRIPTION	DATE	APPROVED
A	RELEASED	01/22/97	T.L.
B	REVISED PER DCN 19728	08/30/02	T.L.
C	REVISED PER DCN 20806	05/12/03	T.L.
D	REVISED PER DCN 24557	09/06/05	T.L.
E	REVISED PER DCN 28933	02/06/08	T.L.
F	REVISED PER DCN 29025	02/20/08	T.L.
G	REVISED PER DCN 30799	11/03/08	T.L.
H	REVISED PER DCN 33712	09/28/09	T.L.
J	REVISED PER DCN 36854	10/05/10	SAC
K	REVISED PER DCN 37339	11/24/10	T.L.
L	REVISED PER DCN 39072	05/26/11	N.F.
M	REVISED PER DCN 39793	08/22/11	T.L.
N	REVISED PER DCN 47072	07/10/13	AR
P	REVISED PER DCN 62112	10/03/16	T.J.R.

PART NUMBER DEVELOPMENT



NOTES:

- ASSEMBLY IDENTIFIED WITH MANUFACTURER'S NAME AND P/N, SPACE PERMITTING.
- LENGTH TOLERANCE FOR LINK CHAIN (E) AND SASH CHAIN (S) IS ± ONE (1) LINK, FOR ALL OTHER ATTACHMENTS ±.25.
- MATERIAL/FINISH:
 COVER - AL ALLOY - SEE TABLE II
 BEAD & CHAIN ATTACHMENT & TERMINALS - SEE TABLE III
 LOCKWASHER, NUT, RINGS, RIVETS, SCREW, WIRE ROPE TERMINALS - CRES/PASSIVATE
 WIRE ROPE - CRES - SEE TABLE III/PASSIVATE - N.A.
 SEAL - SILICONE/N.A.
 STRAP - NYLON / N.A.

THIS COPYRIGHTED DOCUMENT IS THE PROPERTY OF GLENAIR, INC. AND IS FURNISHED ON THE CONDITION THAT IT IS NOT TO BE DISCLOSED, REPRODUCED IN WHOLE OR IN PART, OR USED TO SOLICIT QUOTATIONS FROM COMPETITIVE SOURCES, OR USED FOR MANUFACTURE BY ANYONE OTHER THAN GLENAIR, INC. WITHOUT WRITTEN PERMISSION FROM GLENAIR, INC. THE INFORMATION HEREIN HAS BEEN DEVELOPED AT GLENAIR'S EXPENSE AND MAY BE USED FOR ENGINEERING EVALUATION AND INCORPORATION INTO TECHNICAL SPECIFICATIONS AND OTHER DOCUMENTS WHICH SPECIFY PROCUREMENT OF PRODUCTS FROM GLENAIR, INC.



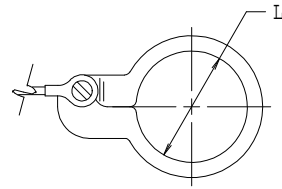
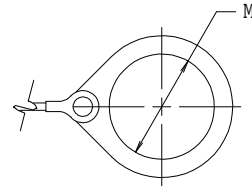
UNLESS OTHERWISE SPECIFIED	DRAWN T. LE	01/21/97	GLENAIR, INC. CAD 1997 1211 AIR WAY - GLENDALE - CALIFORNIA 91201
DIMENSIONS ARE IN INCHES	CHECK P. OAKES	01/21/97	
TOLERANCES:	ENGR R. PAINTER	01/21/97	
FRACTIONS ± 1/16	 APPROVED		PROTECTIVE COVER FOR MIL-DTL-38999 SERIES III CONNECTOR
DECIMALS .XX ±.03 .XXX ±.015	 APPROVED		
ANGLES ± 2°	DO NOT SCALE THIS DRAWING RELEASE DATE 01/22/97 ORIGINAL RELEASE DATE		CODE IDENT. NO. 06324 SIZE C 660-024 REV. P
B/F 97-3852	P/C 66	NON REPARABLE COMMERCIAL ITEM	SCALE N/A WEIGHT N/A SHEET 1 OF 2

TABLE III ATTACHMENT	
SYM	
D	BEAD CHAIN, CRES, PASSIVATED, WITH TERMINAL
E	LINK CHAIN, CRES, PASSIVATED, WITH CLEVIS TERMINAL
F	WIRE ROPE, NYLON JACKET W/TERMINAL
G	NYLON ROPE
H	WIRE ROPE, TEFLON JACKET W/TERMINAL
K	NYLON ROPE (OLIVE DRAB COLOR)
N	ATTACHMENT OMITED
R	WIRE ROPE, PVC JACKET W/TERMINAL
T	WIRE ROPE, NO JACKET, W/TERMINAL
S	#8 SASH CHAIN, CRES, PASSIVATE
U	WIRE ROPE, POLYURETHANE JACKET WITH TERMINAL
SK	NYLON ROPE (BLACK) WITH SLIP KNOT

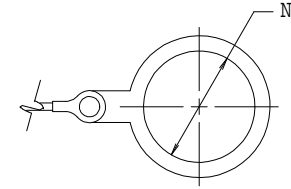
REVISIONS			
SYM.	DESCRIPTION	DATE	APPROVED
	SEE SHEET 1		



SPLIT RING



SOLID RING



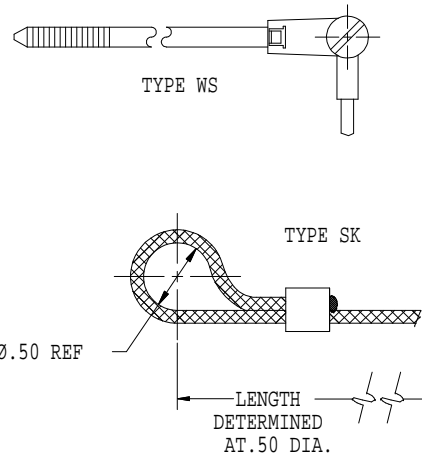
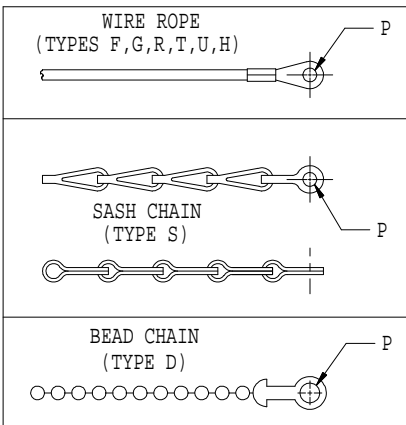
SOLID RING

TABLE IV	
DASH NO	P DIA ±.010
01	.140 (3.6)
02	.182 (4.6)
03	.191 (4.9)
04	.197 (5.0)
05	.167 (4.2)
06	.125 (3.2)
07	.218 (5.5)
09	.156 (4.0)
00	NO EYELET
WS	WITH STRAP

TABLE V	
DASH NO	L DIA
50	.425 (10.8)
52	.485 (12.3)
54	.640 (16.3)
56	.750 (19.1)
58	.890 (22.6)
60	1.015 (25.8)
62	1.095 (27.8)
64	1.130 (28.7)
66	1.250 (31.8)
68	1.350 (34.3)
70	1.375 (34.9)
72	1.485 (37.7)
74	1.625 (41.3)
76	1.750 (44.5)
78	1.875 (47.6)
80	1.980 (50.3)
82	2.060 (52.3)
84	2.235 (56.8)
86	2.310 (58.7)
88	2.475 (62.9)
90	2.655 (67.4)
92	2.810 (71.4)
94	3.045 (77.3)

TABLE VI	
DASH NO	M DIA
08	.468 (11.9)
10	.593 (15.1)
12	.718 (18.2)
13	.765 (19.4)
14	.844 (21.4)
15	.890 (22.6)
16	.968 (24.6)
17	1.015 (25.8)
18	1.093 (27.8)
19	1.140 (29.0)
20	1.203 (30.6)
21	1.265 (32.1)
22	1.343 (34.1)
23	1.453 (36.9)
24	1.484 (37.7)
25	1.577 (40.1)
27	1.640 (41.7)
28	1.687 (42.8)
29	1.765 (44.8)
30	1.890 (48.0)
31	1.953 (49.6)
32	1.968 (50.0)
33	2.077 (52.8)
35	2.140 (54.4)
36	2.187 (55.5)
40	2.406 (61.1)
44	2.656 (67.5)
48	3.031 (77.0)

TABLE VII	
DASH NO	N DIA
085	.265 (6.7)
095	.312 (7.9)
100	.391 (9.9)
101	.516 (13.1)
102	.583 (14.8)
103	.641 (16.3)
104	.708 (18.0)
105	.766 (19.5)
205	.788 (20.0)
106	.896 (22.2)
206	.907 (23.0)
107	1.016 (25.8)
207	1.025 (26.0)
108	1.141 (29.0)
308	1.188 (30.2)
208	1.203 (30.6)
109	1.266 (32.2)
209	1.312 (33.3)
110	1.391 (35.3)
210	1.438 (36.5)
111	1.521 (38.6)
211	1.536 (39.0)
112	1.641 (41.7)
113	1.766 (44.9)
213	1.812 (46.0)
114	1.891 (48.0)
214	1.938 (49.2)
115	2.078 (52.8)
116	2.406 (61.1)
117	2.510 (63.8)



THIS COPYRIGHTED DOCUMENT IS THE PROPERTY OF GLENAIR, INC. AND IS FURNISHED ON THE CONDITION THAT IT IS NOT TO BE DISCLOSED, REPRODUCED IN WHOLE OR IN PART, OR USED TO SOLICIT QUOTATIONS FROM COMPETITIVE SOURCES, OR USED FOR MANUFACTURE BY ANYONE OTHER THAN GLENAIR, INC. WITHOUT WRITTEN PERMISSION FROM GLENAIR, INC. THE INFORMATION HEREIN HAS BEEN DEVELOPED AT GLENAIR'S EXPENSE AND MAY BE USED FOR ENGINEERING EVALUATION AND INCORPORATION INTO TECHNICAL SPECIFICATIONS AND OTHER DOCUMENTS WHICH SPECIFY PROCUREMENT OF PRODUCTS FROM GLENAIR, INC.

UNLESS OTHERWISE SPECIFIED DIMENSIONS ARE IN INCHES TOLERANCES: FRACTIONS ± 1/16 DECIMALS .XX ±.03 .XXX ±.015 ANGLES ± 2° DO NOT SCALE THIS DRAWING B/F 97-3852 P/C 66	DRAWN T. LE 01/21/97
	CHECK P. OAKES 01/21/97
	ENGR R. PAINTER 01/21/97
	APPROVED <i>R. Painter</i> APPROVED <i>P. Oakes</i>
RELEASE DATE 01/22/97	ORIGINAL RELEASE DATE
NON REPARABLE COMMERCIAL ITEM	

GLENAIR, INC. CAD 1997
1211 AIR WAY - GLENDALE - CALIFORNIA 91201

PROTECTIVE COVER FOR
MIL-DTL-38999 SERIES III CONNECTOR

CODE IDENT. NO.	SIZE	660-024	REV.
06324	C		P
SCALE N/A	WEIGHT N/A	SHEET 2 OF 2	