


CONTINUOUS DUTY SOLENOIDS

6-32V DC • 65-200A • Uncoated or PVC-Coated



Specifications Overview

Voltage Ratings:	6, 12, 24, or 36V DC
Max Continuous Current:	65, 85, or 200A
Circuitry:	Single Pole Single Throw (SPST)
Contact Form:	Normally Open
Contact Terminals:	Copper or Silver
Operating Temp:	-40° to +85°C
Battery Terminals:	5/16 - 24 (35 in-lbs / 4.0 Nm)
Coil Studs:	10-32 (15 in-lbs / 1.7 Nm)

Description

Minimizes arcing and contact oxidation, maintains high performance. Universal use with part numbers available to handle loads up to 200A.

PVC Coated option available for a more environmentally-sealed product. Coated solenoids withstand moisture and dust to IP66.

Where vehicle vibration is a problem, we recommend the 24213-01 in which the internal windings are potted for added protection of coil leads and studs.

Web Resources

Download 2D prints and technical resources at:
littelfuse.com/solenoids

Electrical Schematic

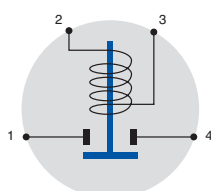


Diagram 1

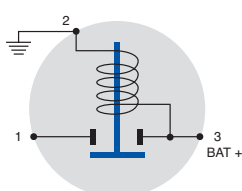


Diagram 2

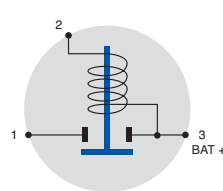


Diagram 3

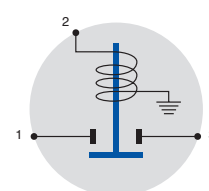


Diagram 4

Mechanical Specifications


- SPST Normally open contacts.
- Plated steel housing. Hexnuts and washers included.
- Large (power circuit) battery studs; copper 5/16" -24 thread.
- Small (control circuit) coil studs; steel 10-32 thread.
- Bracket mounting holes 5/16 X 19/32" (7.9 X 15.1mm) on 2 13/64" centers (56.0mm).
- Available with PVC coated exterior or Potted Coil interiors for harsh environments or vibration resistance.
- Caution: Never unscrew the inner hexnuts on the studs. These keep the stud and inner wiring in place.

Ordering Information

See chart on page 2

Datasheet Replaces Hotfeed Number D-500

CONTINUOUS DUTY SOLENOIDS



A



B



C



D

Ordering Information

PART NUMBERS			VOLTAGE	AMPS	INSULATED / GROUNDED	CIRCUITRY	FORM / CONTACTS	CONTACT MATERIAL	PVC COATED	UL LISTED	POTTED COIL	IMAGE	DIAGRAM	NOTES
BULK	BOXED	RETAIL												
24080	24080-BX	—	36	85	Insulated	SPST	NO	Copper				A	1	
24080-01	—	—		65	Insulated	SPST	NO	Copper		•		A	1	Intermittent rating: 125A Make, 65A Break 10 sec on, 30 min off - UL Requirement
24200	24200-BX	—		110	Insulated	SPST	NO	Copper				A	Refer to 2D Print	Momentary switch, latching solenoid
24008	24008-BX	—		120	Insulated	SPST	NO	Copper				A		Special spring for stronger contact return force
24008-03	—	—	24	120	Insulated	SPST	NO	Copper				A		Components shipped unassembled
24063	24063-BX	—		85	Insulated	SPST	NO	Silver				A	1	
24063-08	24063-08-BX	—		85	Insulated	SPST	NO	Copper	•	•		B	1	
24214	24214-BX	—		200	Insulated	SPST	NO	Silver				A	1	
24107	24107-BX	—		85	Insulated	SPST	NO	Copper				C	2	
24124	24124-BX	—		85	Grounded	SPST	NO	Copper				C	4	
24524-10D	—	—		100	Insulated	SPST	NO	Copper				Refer to 2D Print	Refer to 2D Print	
24037	24037-BX	—		750	Grounded	SPST	NO	Copper				C	4	
24044	24044-BX	—	12	750	Grounded	SPST	NO	Copper				D	4	
24047	24047-BX	—		750	Insulated	SPST	NO	Copper				A	1	
24059	24059-BX	24059-BP		85	Insulated	SPST	NO	Copper				A	1	
24059-08	24059-08-BX	24059-08-BP		65	Insulated	SPST	NO	Copper		•		A	1	Intermittent rating: 750A Make, 100A Break 10 sec on, 30 min off - UL Requirement
24106-07	—	—		85	Grounded	SPST	NO	Copper				C	4	P/N, Date Code, Voltage ink stamped on surface
24115	24115-BX	—		85	Insulated	SPST	NO	Copper				C	3	
24117	24117-BX	—			Insulated	SPST	NO	Copper	•			B	1	
24117-01	24117-01-BX	24117-01-BP			Insulated	SPST	NO	Copper	•			B	1	
24213	24213-BX	—		200	Insulated	SPST	NO	Silver				A	1	
24213-01	—	—		200	Insulated	SPST	NO	Silver			•	B	1	IP66
24213-03	—	—		200	Insulated	SPST	NO	Silver	•			B	1	Black PVC Coating • IP66
24106	24106-BX	—		85	Grounded	SPST	NO	Copper				C	4	
24082	24082-BX	—	6	85	Grounded	SPST	NO	Copper				D	4	Curved Bracket
24097	24097-BX	—		85	Grounded	SPST	NO	Copper				A	1	



Visit [Littelfuse.com](https://www.littelfuse.com) for the most up-to-date product information. Littelfuse products are designed for specific applications and should not be used for any purpose (including, without limitation, automotive applications) not expressly set forth in applicable Littelfuse product documentation. Warranties granted by Littelfuse shall be deemed void for products used for any purpose not expressly set forth in applicable Littelfuse product documentation. Littelfuse shall not be liable for any claims or damages arising out of products used in applications not expressly intended by Littelfuse as set forth in applicable Littelfuse product documentation.