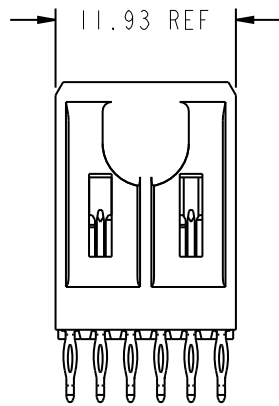
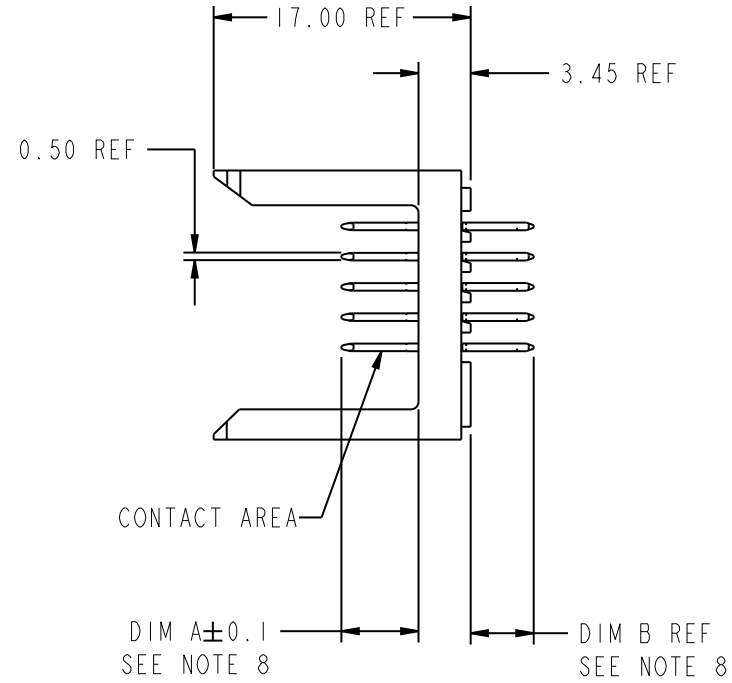
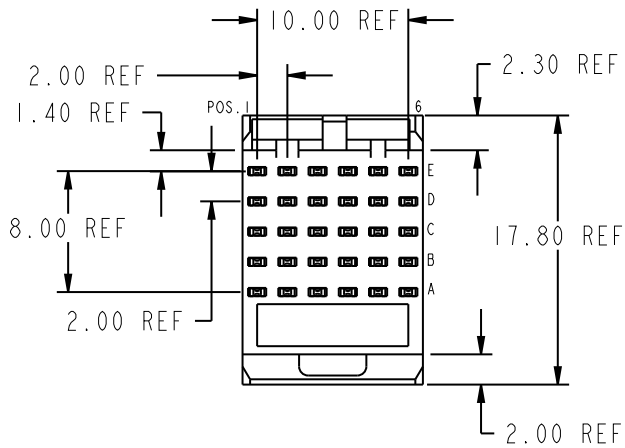


PRODUCT NUMBER
89025-XY
89025-XYLF

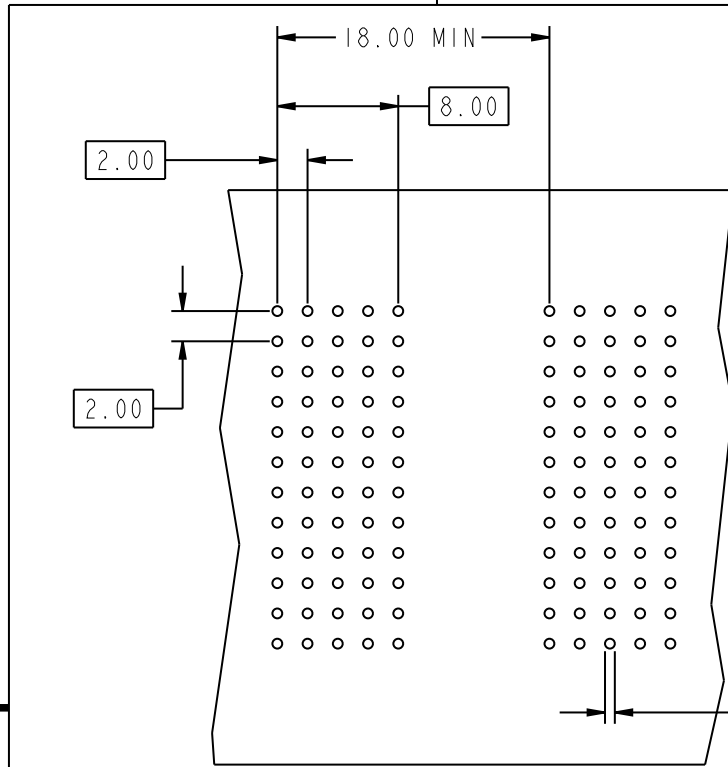


mat'l code				tolerances unless otherwise specified				CUSTOMER		FCJ www.fciconnect.com	
ltr	ecn no.	dr	date	0.X ±0.3		COPY		title			
CP	V06-0573	DCH	2006-06-14	0.XX ±0.13		projection		METRAL SIGNAL HEADER			
CR	DG09-0256	TER	2009-08-19	.XXX ±.051		⊕		1 MOD, 5 ROW PRESS-FIT			
-	-	-	-	° ±2°		MM		product family		code	
CK	V03-0031	TAB	02/08/03	dr	T.BRUNGARD	11/19/99	METRAL		213		
CL	V03-1321	DAI	01/15/04	enrg	M.STRAWSE	11/19/99	size		sheet		
CM	V04-0459	LP	5/25/04	chr	M.STRAWSE	11/19/99	89025		1 of 8		
CN	V05-0030	DAI	02/10/05	appd	M.STRAWSE	02/29/00	A				
sheet	revision	CR	CR	CR	CR	CR	CR	CR	cage code		
index	sheet	1	2	3	4	5	6	7	8	22526	

This document is the property of and embodies CONFIDENTIAL and PROPRIETARY information of FCJ. No part of the information shown on this document may be used in any way or disclosed to others without the written consent of FCJ. Copyright FCJ.



This document is the property of and embodies
 CONFIDENTIAL and PROPRIETARY information of FCI.
 No part of the information shown on this
 document may be used in any way or disclosed
 to others without the written consent of FCI.
 Copyright FCI.



REQUIRED PC BOARD LAYOUT
 COMPONENT SIDE
 SEE PRINT 58351 FOR
 ADDITIONAL PCB INFORMATION

KEY		
CODE	DIMENSIONS	
	DIM "A" MATE	DIM "B" TAIL
1	5.00	4.30
2	5.75	4.30
3	6.50	4.30
4	7.25	4.30
5	5.00	13.60
6	5.75	13.60
7	6.50	13.60
8	7.25	13.60
9	5.00	17.00
10	5.75	17.00
11	6.50	17.00
12	7.25	17.00
13	8.25	4.30
14	8.25	13.60
15	8.25	17.00
19	8.00	4.30
20	8.00	13.60
21	8.00	17.00
22	5.00	12.10
23	8.00	17.70
24	6.50	16.30
25	5.75	15.60
26	5.00	14.90
27	5.75	12.40
29	8.00	14.60

KEY		
CODE	DIMENSIONS	
	DIM "A" MATE	DIM "B" TAIL
32	6.50	12.90
38	7.25	14.40
39	8.00	14.40
40	5.00	15.60
41	6.50	15.60
44	5.75	12.10
45	6.50	12.10
49	5.75	15.10
54	5.00	11.50

mat'l code				--		tolerances unless otherwise specified		CUSTOMER		www.fciconnect.com	
ltr	ecm no.	dr	date	linear	0.X ±0.3		COPY			title	
CR					0.XX ±0.13		METRAL SIGNAL HEADER				
					.XXX ±.051		1 MOD, 5 ROW PRESS-FIT				
				angles	0° ±2°				product family		
				dr	T.BRUNGARD	11/19/99	METRAL		code		
				engr	M.STRAWSER	11/19/99	size		213		
				chr	M.STRAWSER	11/19/99	dwg no		sheet		
				appd	M.STRAWSER	02/29/00	A		2		
sheet index	revision sheet						scale		cage code		
							1:1		22526		



This document is the property of and embodies CONFIDENTIAL and PROPRIETARY information of FCJ. No part of the information shown on this document may be used in any way or disclosed to others without the written consent of FCJ. Copyright FCJ.

METRAL P/N	ROW	CONTACT CODE MOD. I					
		1	2	3	4	5	6
89025-X01 SEE NOTE 10 LEAD FREE OPTION	E	10	10	10	10	10	10
	D	10	10	10	10	10	10
	C	9	9	9	9	9	9
	B	10	10	10	10	10	10
	A	3	3	3	3	3	3
89025-X02 SEE NOTE 10 LEAD FREE OPTION	E	2	2	3	3	2	
	D	2	2	3	2	2	
	C	2	1	2	3	2	
	B	2	2	3	2	2	
	A	2	2	3	3	2	
89025-X03 SEE NOTE 10 LEAD FREE OPTION	E	2	2	3	2	2	
	D	2	2	3	2	2	
	C	2	1	2	3	2	
	B	2	2	3	2	2	
	A	2	2	3	2	2	
89025-X04 SEE NOTE 10 LEAD FREE OPTION	E	12	25	23	23	23	25
	D	12	25	23	23	23	25
	C	12	25	23	23	23	25
	B	12	25	23	23	23	25
	A	12	25	23	23	23	25
89025-X05 SEE NOTE 10 LEAD FREE OPTION	E	26	12	12	12	12	23
	D	26	12	12	12	12	23
	C	23	12	12	12	12	23
	B	24	12	12	12	12	23
	A	24	12	12	12	12	23
89025-X06 SEE NOTE 10 LEAD FREE OPTION	E	25	25	25	25	25	25
	D	25	25	25	25	25	25
	C	25	25	25	25	25	25
	B	25	25	25	25	25	25
	A	25	25	25	25	25	25
89025-X07 SEE NOTE 10 LEAD FREE OPTION	E	2	2	2	2	2	2
	D	6	6	6	6	6	6
	C	6	6	6	6	6	6
	B	6	6	6	6	6	6
	A	6	6	6	6	6	6
89025-X08 SEE NOTE 10 LEAD FREE OPTION	E	4	2	19	19	19	2
	D	4	2	19	19	19	2
	C	4	2	19	19	19	2
	B	4	2	19	19	19	2
	A	4	2	19	19	19	2
89025-X09 SEE NOTE 10 LEAD FREE OPTION	E	21	21	11	11	10	11
	D	21	21	11	11	11	11
	C	21	21	11	11	11	11
	B	21	21	11	11	11	11
	A	21	21	11	11	11	11
89025-X10 SEE NOTE 10 LEAD FREE OPTION	E	3	19	3	3	19	3
	D	19	3	3	19	3	3
	C	3	1	19	3	3	19
	B	3	19	3	3	19	3
	A	3	3	3	19	3	3
89025-X11 SEE NOTE 10 LEAD FREE OPTION	E	10	10	10	10	10	10
	D	10	10	10	10	10	10
	C	10	10	10	10	10	10
	B	10	10	10	10	10	10
	A	2	2	2	2	2	2
89025-X12 SEE NOTE 10 LEAD FREE OPTION	E	10	10	10	10	10	10
	D	9	9	9	9	9	9
	C	10	10	10	10	10	10
	B	10	10	10	10	10	10
	A	3	3	3	3	3	3
89025-X13 SEE NOTE 10 LEAD FREE OPTION	E	10	10	10	10	10	10
	D	9	9	9	9	9	9
	C	10	10	10	10	10	10
	B	10	10	10	10	10	10
	A	2	2	2	2	2	2
89025-X14 SEE NOTE 10 LEAD FREE OPTION	E	25	25	25	25	25	25
	D	25	25	25	25	25	25
	C	25	25	25	25	25	25
	B	25	25	25	25	25	25
	A	2	2	2	2	2	2
89025-X15 SEE NOTE 10 LEAD FREE OPTION	E	3	3	19	19	3	3
	D	3	3	19	19	3	3
	C	3	3	19	19	3	3
	B	3	3	19	19	3	3
	A	3	3	19	19	3	3
89025-X16 SEE NOTE 10 LEAD FREE OPTION	E	3	3	19	19	3	4
	D	3	3	19	19	3	4
	C	3	3	19	19	3	4
	B	3	3	19	19	3	4
	A	3	3	19	19	3	4
89025-X17 SEE NOTE 10 LEAD FREE OPTION	E	2	2	2	2	2	2
	D	2	2	2	2	2	2
	C	4	4	4	4	4	4
	B	2	2	2	2	2	1
	A	2	2	2	2	2	2
89025-X18 SEE NOTE 10 LEAD FREE OPTION	E	6	6	6	6	6	6
	D	6	6	6	6	6	6
	C	8	8	8	8	8	8
	B	6	6	6	6	6	5
	A	6	6	6	6	6	6
89025-X19 SEE NOTE 10 LEAD FREE OPTION	E	19	19	19	1	1	1
	D	3	3	3	3	3	3
	C	3	3	3	3	3	3
	B	3	3	3	3	3	3
	A	3	3	3	3	3	3
89025-X20 SEE NOTE 10 LEAD FREE OPTION	E	1	4	4	4	4	19
	D	1	4	4	4	4	19
	C	19	4	4	4	4	19
	B	3	4	4	4	4	19
	A	3	4	4	4	4	19

mat'l code				tolerances unless otherwise specified		CUSTOMER		FCJ	
ltr	ecr no.	dr	date	linear	0.X ±0.3	COPY		www.fcjconnect.com	
CR				angles	0.XX ±0.13	projection		title	
					.XXX ±.051			METRAL SIGNAL HEADER	
					0° ±2°			1 MOD, 5 ROW PRESS-FIT	
				dr	T.BRUNGARD 11/19/99	MM		product family	
				engr	M.STRAWSER 11/19/99			METRAL	
				chr	M.STRAWSER 11/19/99	scale		code	
				appd	M.STRAWSER 02/29/00	1:1		213	
sheet index	revision sheet					size		sheet	
						A		3	
						89025			
						cage code		22526	
								4	

This document is the property of and embodies
 CONFIDENTIAL and PROPRIETARY information of FCJ.
 No part of the information shown on this
 document may be used in any way or disclosed
 to others without the written consent of FCJ.
 Copyright FCJ.



METRAL P/N	ROW	CONTACT CODE MOD. I					
		1	2	3	4	5	6
89025-X21 SEE NOTE 10 LEAD FREE OPTION	E	25	25	25	25	25	25
	D	40	40	40	40	40	40
	C	25	25	25	25	25	25
	B	25	25	25	25	25	25
	A	3	3	3	3	3	3
89025-X22 SEE NOTE 10 LEAD FREE OPTION	E	1	1	1	1	1	1
	D	1	1	1	1	1	1
	C	1	1	1	1	1	1
	B	19	4	4	4	4	4
	A	1	1	1	1	1	1
89025-X23 SEE NOTE 10 LEAD FREE OPTION	E	2	-	2	-	2	-
	D	-	-	-	-	-	-
	C	2	-	2	-	2	-
	B	-	-	-	-	-	-
	A	2	-	2	-	2	-

A

METRAL P/N	ROW	CONTACT CODE MOD. I					
		1	2	3	4	5	6
89025-X24 SEE NOTE 10 LEAD FREE OPTION	E	4	2	2	2	2	2
	D	4	2	2	2	2	2
	C	4	2	2	2	2	2
	B	4	2	2	2	2	2
	A	4	2	2	2	2	2

B

mat'l code		--	tolerances unless otherwise specified		CUSTOMER	FCJ www.fcjconnect.com	
ltr	ecr no.	dr	date	linear	COPY	title	
CR				0.X ±0.3	projection	METRAL SIGNAL HEADER	
				0.XX ±0.13		1 MOD, 5 ROW PRESS-FIT	
				.XXX ±.051	MM ←→	product family	METRAL
				0° ±2°		code	213
		dr	T.BRUNGARD	11/19/99	scale 1:1	size	89025
		enrg	M.STRAWSER	11/19/99		dwg no	4
		chr	M.STRAWSER	11/19/99		sheet	4
		appd	M.STRAWSER	02/29/00			
sheet index	revision sheet						

A

B



This document is the property of and embodies CONFIDENTIAL and PROPRIETARY information of FCJ. No part of the information shown on this document may be used in any way or disclosed to others without the written consent of FCJ. Copyright FCJ.

METRAL P/N	ROW	CONTACT CODE MOD. I					
		1	2	3	4	5	6
89025-X61 SEE NOTE 10 LEAD FREE OPTION	E	1	19	3	3	3	3
	D	3	19	3	3	3	3
	C	3	19	3	3	3	3
	B	19	19	3	3	3	3
	A	19	19	3	3	3	3
89025-X62 SEE NOTE 10 LEAD FREE OPTION	E	1	-	1	-	1	-
	D	-	1	-	1	-	1
	C	1	-	1	-	1	-
	B	-	1	-	1	-	1
	A	1	-	1	-	1	-
89025-X63 SEE NOTE 10 LEAD FREE OPTION	E	8	27	29	29	29	27
	D	8	27	29	29	29	27
	C	8	27	29	29	29	27
	B	8	27	29	29	29	27
	A	8	27	29	29	29	27
89025-X64 SEE NOTE 10 LEAD FREE OPTION	E	45	-	45	-	45	-
	D	45	-	45	-	45	-
	C	-	-	-	-	-	-
	B	45	-	45	-	45	-
	A	45	-	45	-	45	-

METRAL P/N	ROW	CONTACT CODE MOD. I					
		1	2	3	4	5	6
89025-X65 SEE NOTE 10 LEAD FREE OPTION	E	1	19	3	3	3	19
	D	3	3	3	3	3	19
	C	3	3	3	3	3	19
	B	3	3	3	3	3	19
	A	3	3	3	3	3	19
89025-X66 SEE NOTE 10 LEAD FREE OPTION	E	3	1	1	1	1	1
	D	3	1	1	1	1	1
	C	3	1	1	1	1	1
	B	3	1	1	1	1	1
	A	3	1	1	1	1	1
89025-X67 SEE NOTE 10 LEAD FREE OPTION	E	20	20	20	20	20	20
	D	5	5	20	20	20	20
	C	5	5	20	20	20	20
	B	5	5	20	20	20	20
	A	5	5	20	20	20	20
89025-X68 SEE NOTE 10 LEAD FREE OPTION	E	21	21	21	21	21	21
	D	9	9	21	21	21	21
	C	9	9	21	21	21	21
	B	9	9	21	21	21	21
	A	9	9	21	21	21	21

mat'l code		--		tolerances unless otherwise specified		CUSTOMER		FCJ		www.fcjconnect.com	
ltr	ecr no.	dr	date	linear	0.X ±0.3	projection	COPY		title		
CR				angles	0.XX ±0.13				METRAL SIGNAL HEADER		
					.XXX ±.051				1 MOD, 5 ROW PRESS-FIT		
				dr	0° ±2°	MM	product family		METRAL		code
				engr	T.BRUNGARD 11/19/99	← MM →	size		dwg no		213
				chr	M.STRAWSER 11/19/99	scale	A		89025		sheet
				appd	M.STRAWSER 02/29/00	1:1					6
sheet index	revision sheet										

This document is the property of and embodies CONFIDENTIAL and PROPRIETARY information of FCJ. No part of the information shown on this document may be used in any way or disclosed to others without the written consent of FCJ. Copyright FCJ.

METRAL P/N		CONTACT CODE MOD. I						METRAL P/N		CONTACT CODE MOD. I						METRAL P/N		CONTACT CODE MOD. I						METRAL P/N		CONTACT CODE MOD. I						METRAL P/N		CONTACT CODE MOD. I																													
ROW		1	2	3	4	5	6	ROW		1	2	3	4	5	6	ROW		1	2	3	4	5	6	ROW		1	2	3	4	5	6	ROW		1	2	3	4	5	6	ROW		1	2	3	4	5	6	ROW		1	2	3	4	5	6	ROW		1	2	3	4	5	6
89025-X81 SEE NOTE 10 LEAD FREE OPTION		E	2	2	2	2	2	89025-X85 SEE NOTE 10 LEAD FREE OPTION		E	-	-	-	-	3	-	89025-X89 SEE NOTE 10 LEAD FREE OPTION		E	4	2	2	2	2	2	89025-X93 SEE NOTE 10 LEAD FREE OPTION		E	2	3	2	2	4	4	89025-X97 SEE NOTE 10 LEAD FREE OPTION		E	3	3	3	3	-	3																				
		D	2	2	2	2	2			D	-	-	-	-	3	-			D	4	2	2	2	2	2			D	2	3	2	2	4	4			D	3	3	3	3	-	3																				
		C	2	2	2	2	1	1			C	-	-	-	-	-	-			C	4	2	2	2	2	2			C	2	3	2	2	4	4			C	3	3	3	3	3	3																			
		B	1	1	1	1	1	1			B	-	-	-	-	3	-			B	4	2	2	2	2	2			B	2	3	2	2	4	4			B	3	3	3	3	3	3																			
		A	1	1	1	1	1	1			A	-	-	-	3	3	-			A	4	2	2	2	1	4			A	2	3	2	2	4	4			A	3	3	3	-	-	3																			
89025-X82 SEE NOTE 10 LEAD FREE OPTION		E	7	-	38	38	-	7	89025-X86 SEE NOTE 10 LEAD FREE OPTION		E	19	3	3	3	3	3	89025-X90 SEE NOTE 10 LEAD FREE OPTION		E	19	3	3	3	2	1	89025-X94 SEE NOTE 10 LEAD FREE OPTION		E	1	19	3	3	3	3	89025-X98 SEE NOTE 10 LEAD FREE OPTION		E	4	4	4	19	19	19																			
		D	7	-	38	38	-	7			D	19	3	3	3	3	1			D	19	3	3	3	2	1			D	3	19	3	3	3	3			D	4	4	4	19	19	19																			
		C	7	-	38	38	-	7			C	19	3	3	3	3	1			C	19	3	3	3	2	1			C	3	19	3	3	3	3			C	4	4	4	19	19	19																			
		B	7	-	38	38	-	7			B	19	3	3	3	3	2			B	19	3	3	3	2	1			B	19	19	3	3	3	3			B	4	4	4	19	19	19																			
		A	7	-	38	38	-	7			A	19	3	3	3	3	3			A	19	3	3	3	2	1			A	19	19	3	3	3	3			A	4	4	4	19	19	19																			
89025-X83 SEE NOTE 10 LEAD FREE OPTION		E	1	1	1	-	1	1	89025-X87 SEE NOTE 10 LEAD FREE OPTION		E	2	2	2	2	1	2	89025-X91 SEE NOTE 10 LEAD FREE OPTION		E	20	7	7	7	6	5	89025-X95 SEE NOTE 10 LEAD FREE OPTION		E	2	2	2	2	2	2	89025-X99 SEE NOTE 10 LEAD FREE OPTION		E	8	8	8	20	20	20																			
		D	1	1	1	-	1	1			D	2	2	2	2	2	2			D	20	7	7	7	6	5			D	2	2	2	2	2	2			D	8	8	8	20	20	20																			
		C	1	1	1	-	1	1			C	3	3	3	3	3	3			C	20	7	7	7	6	5			C	1	2	2	2	2	2			C	8	8	8	20	20	20																			
		B	1	1	1	-	-	-			B	2	2	2	2	2	2			B	20	7	7	7	6	5			B	2	2	2	2	2	2			B	8	8	8	20	20	20																			
		A	1	1	1	1	1	1			A	2	2	2	2	2	2			A	20	7	7	7	6	5			A	2	2	2	2	2	2			A	8	8	8	20	20	20																			
89025-X84 SEE NOTE 10 LEAD FREE OPTION		E	7	7	7	7	7	7	89025-X88 SEE NOTE 10 LEAD FREE OPTION		E	2	2	2	2	2	2	89025-X92 SEE NOTE 10 LEAD FREE OPTION		E	19	4	4	4	4	4	89025-X96 SEE NOTE 10 LEAD FREE OPTION		E	3	3	3	-	3	3	A		3	3	3	3	3	3																				
		D	7	4	7	7	7	7			D	2	2	2	2	2	2			D	19	4	4	4	4	4			D	3	3	3	-	3	3			D	3	3	3	-	3	3																			
		C	4	7	4	7	7	7			C	4	2	2	2	2	2			C	19	4	4	4	4	4			C	3	3	3	-	3	3			C	3	3	3	-	3	3																			
		B	7	7	4	7	7	7			B	2	2	2	2	2	2			B	19	4	4	4	4	4			B	3	3	3	-	-	-			B	3	3	3	-	-	-																			
		A	7	7	7	4	7	7			A	2	2	2	2	2	2			A	19	4	4	4	4	4			A	3	3	3	3	3	3			A	3	3	3	3	3	3																			

mat'l code				tolerances unless otherwise specified				CUSTOMER		FCJ		www.fcjconnect.com	
ltr	ecn no.	dr	date	linear	0.X ±0.3			COPY		projection		title	
CR				angles	0.XX ±0.13			MM		METRAL SIGNAL HEADER		1 MOD, 5 ROW PRESS-FIT	
				dr	T.BRUNGARD	11/19/99	scale		A		product family		METRAL
				engr	M.STRAWSER	11/19/99	1:1		A		size		dwg no
				chr	M.STRAWSER	11/19/99					89025		code
				appd	M.STRAWSER	02/29/00					7		sheet
sheet index	revision sheet												7

PRODUCT NUMBER
89025-XYX
89025-XYXLF

NOTES:

- FOR DIM A AND B SEE SHEET 2 AND UP.
- BODY MATERIAL: LIQUID CRYSTAL
POLYMER 30 % GLASS.
FLAME RETARDANT ACC. UL 94-V0.
- PIN MATERIAL:
PHOSPHOR BRONZE.
- PLATING ON PRESS-FIT TAIL:
55422 -XYX IS SnPb
55422-XYXLF IS SN (LEAD FREE)
PLATING ON CONTACT AREA CONFORMS TO PERFORMANCE LEVEL SHOWN IN TABLE.
- PRODUCT MARKING:
PART NUMBER DESIGNATION & BATCH I.D.
- ALL PRODUCTS WITH PART NUMBERS SHOWN IN SUBSEQUENT TABLES WILL BE PACKAGED IN TUBES. IF TRAY PACKAGING IS REQUIRED, A SUFFIX "P" WILL BE ADDED TO THE END OF THE PART NUMBER. EXAMPLE: XXXXX-XXXP OR XXXXX-XXXPLF

PLATING IN CONTACT AREA		
DASH NUMBER	PERFORMANCE LEVEL	NOTES
-N1YY	TELCORDIA CO (NXT)	-
-N5YY	TELCORDIA UE (NXT)	-
-1YY	TELCORDIA CO	-
-2YY	TELECOM CLASS	-
-3YY	IEC CLASS I	-
-5YY	TELCORDIA UE	-
-N1YYLF	TELCORDIA CO (NXT) IEC CLASS I	SEE NOTE 9
-N5YYLF	TELCORDIA UE (NXT)	SEE NOTE 9
-1YYLF	TELCORDIA CO IEC CLASS I	SEE NOTE 9
-2YYLF	TELECOM CLASS	SEE NOTE 9
-5YYLF	TELCORDIA UE	SEE NOTE 9

- PRODUCT SPECIFICATION GS-12-180
APPLICATION SPECIFICATION BUS-20-073
- AFTER INSERTION INTO CIRCUIT BOARD WITH QUALIFIED TOOL.
- THE PRODUCTS WHERE THE PART NUMBER ENDS IN LF MEET THE EUROPEAN UNION DIRECTIVES AND OTHER COUNTRY REGULATIONS AS DESCRIBED IN GS-22-008.

ALL PRODUCTS EXCEPT THOSE WITH PART NUMBERS CONTAINING (DRAWING NO.)-N1--- OR (DRAWING NO.)-N5---WILL WITHSTAND EXPOSURE TO 260°C FOR 60 SECONDS IN A CONVECTION, INFRA-RED OR VAPOR PHASE REFLOW OVEN. PART NUMBERS (DRAWING NO.)-N1--- AND (DRAWINGS NO.)-N5---WILL NOT WITHSTAND REFLOW AND Au CONTACT SURFACE OF THE CONTACTS SHALL BE EXPOSED TO A MAXIMUM 140°C FOR NO LONGER THAN 15 SECONDS IN A WAVE SOLDER APPLICATION.

- FOR LEAD FREE PART NUMBERS, ADD AN "LF" SUFFIX. EXAMPLE: 89025-X01LF

mat'l code				tolerances unless otherwise specified		CUSTOMER		FCJ	
lfr	ecn no.	dr	date	linear	0.X ±0.3	COPY		www.fcjconnect.com	
CR					0.XX ±0.13	projection	title METRAL SIGNAL HEADER		
					.XXX ±.051		1 MOD, 5 ROW PRESS-FIT		
				angles	0° ±2°		product family METRAL		code
				dr	T.BRUNGARD 11/19/99	MM	size	dwg no	213
				engr	M.STRAWSER 11/19/99	scale	A	89025	sheet
				chr	M.STRAWSER 11/19/99	1:1			8
				appd	M.STRAWSER 02/29/00				
sheet index	revision sheet								



This document is the property of and embodies CONFIDENTIAL and PROPRIETARY information of FCJ. No part of the information shown on this document may be used in any way or disclosed to others without the written consent of FCJ. Copyright FCJ.