



HDTF-4-08-S-RA-LC-100



HDTF-4-04-S-RA-LC-100

**HDTF SERIES**

(1.80 mm) .071"

# XCede® HD BACKPLANE RECEPTACLE

**SPECIFICATIONS**

For complete specifications and recommended PCB layouts see [www.samtec.com?HDTF](http://www.samtec.com?HDTF)

- Insulator Material:** Liquid Crystal Polymer
- Contact Material:** Copper Alloy
- Plating:** Sn or Au over 50 μ" (1.27 μm) Ni
- Operating Temp Range:** -40 °C to +105 °C
- Current Rating:** Testing Now!
- RoHS Compliant:** Yes

**RECOGNITIONS**

For complete scope of recognitions see [www.samtec.com/quality](http://www.samtec.com/quality)



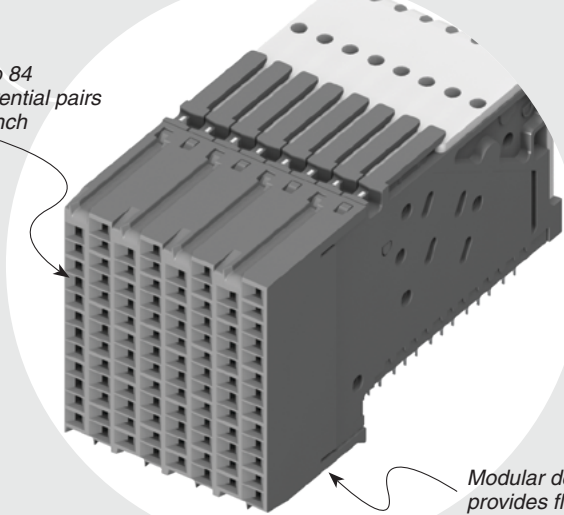
Mates with:  
HDTM

**ALSO AVAILABLE**  
(Customer Defined Configurations)



Power and keying/guidance modules also are available but require a single customizable BSP product. A BSP product is built by combining any number, in any configuration, of HDTFs, power and keying/guidance modules to create one receptacle. Contact HSBP@samtec.com for more information about building a BSP product.

Up to 84 differential pairs per inch



Modular design provides flexibility in applications

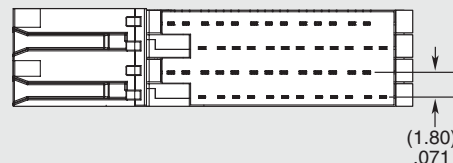
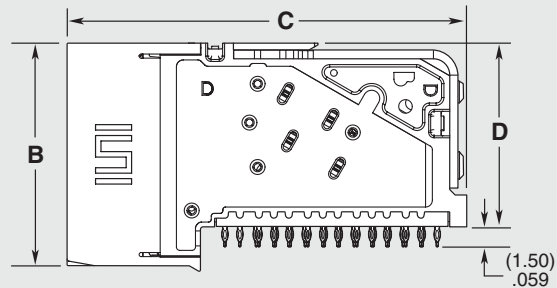
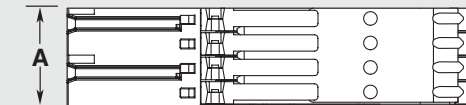

**TOOLING**

- For press-fit extraction and insertion tool options, visit [www.samtec.com/tooling](http://www.samtec.com/tooling)

HDTF	PAIRS PER COLUMN	NO. OF COLUMNS	PLATING	RA	WAFERS	IMPEDANCE
-3, -4, -6	= Pairs Per Column	-04 = Four Columns -06 = Six Columns -08 = Eight Columns	-S = 30 μ" (0.76 μm) Gold in contact area, Matte Tin on tail	-LC = Standard -HS = High-Speed	-100 = 100 Ω -085 = 85 Ω	

NO. OF COLUMNS	A
-04	(7.2) .28
-06	(10.8) .42
-08	(14.4) .57

PAIRS PER COLUMNS	B	C	D
-3	(12.8) .50	(26.0) 1.02	(9.80) .386
-4	(16.4) .64	(29.4) 1.16	(13.5) .53
-6	(23.6) .93	(36.6) 1.44	(20.7) .81



**Note:**  
XCede® is a registered trademark of Amphenol.

Due to technical progress, all designs, specifications and components are subject to change without notice.

[WWW.SAMTEC.COM](http://WWW.SAMTEC.COM)

All parts within this catalog are built to Samtec's specifications. Customer specific requirements must be approved by Samtec and identified in a Samtec customer-specific drawing to apply.