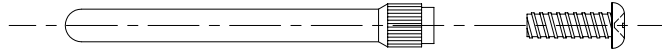


PRODUCT NO

88914-0XY

NOTE 5

PRODUCT NUMBER	BACKPLANE THICKNESS
	MM/IN.
88914-011	2.31-3.10/0.091-0.122
88914-012	3.10-3.89/0.122-0.153
88914-013	3.89-4.67/0.153/0.184
88914-014	4.67-5.46/0.184-0.215
88914-015	5.46-6.25/0.215-0.246
88914-016	6.25-7.06/0.246-0.278
88914-017	7.06-8.00/0.278-0.315
88914-018	8.00-11.00/0.315-0.433



NOTES:

- ①. PIN MATERIAL:
P/N 88918-002, STAINLESS STEEL
SCREW INFORMATION:
#1-72 PHILLIPS PAN HEAD STAINLESS STEEL
2. EACH KIT INCLUDES ONE PIN AND ONE SCREW
3. SEE PAGE 2 FOR AN APPLICATION EXAMPLE
- ④. ADD "LF" SUFFIX AT THE END OF PART NUMBER FOR LEAD FREE OPTION
5. THIS PRODUCT MEETS EUROPEAN UNION DIRECTIVES AND OTHER COUNTRY REGULATION AS DESCRIBED IN GS-22-008.

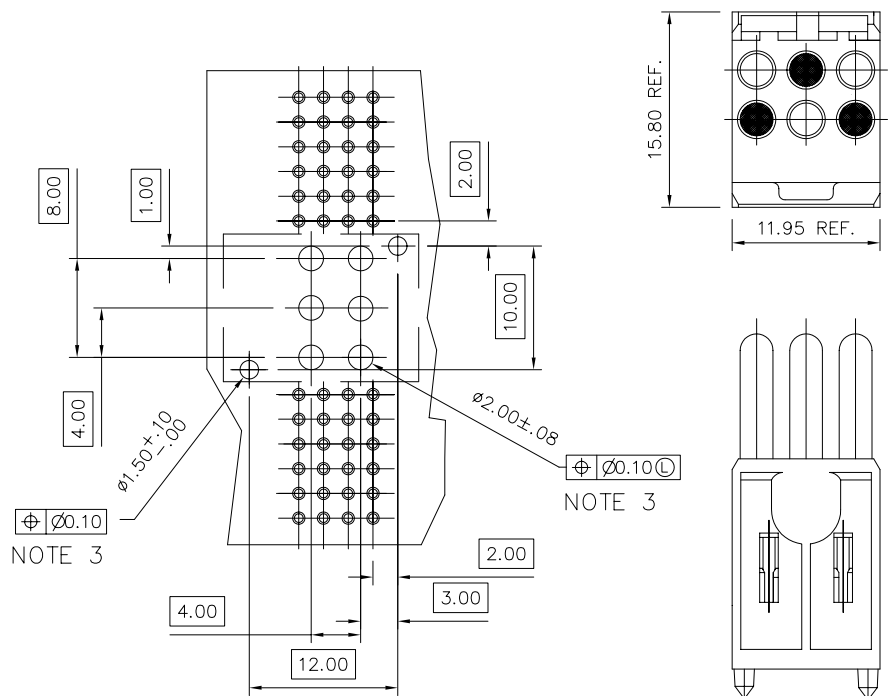


Copyright FCI

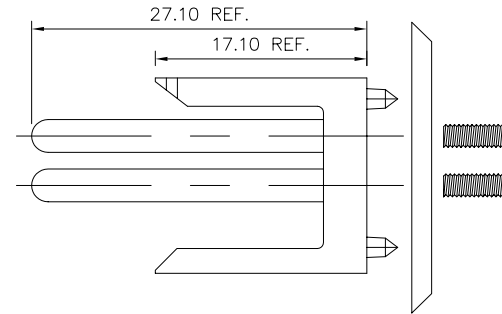
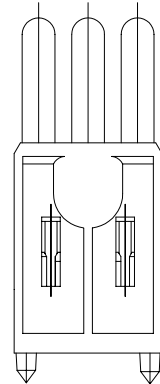
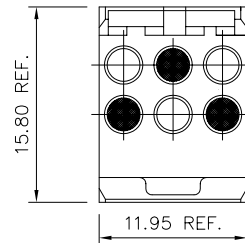
mat'l. code		surface ISO 1302 <input checked="" type="checkbox"/>		tolerance ISO 406 ISO 1101		projection 		product family METRAL (tm)	
ltr		ecn no dr		date		tolerances unless otherwise specified		title	
B	v51387	SAR	1/10/96	angles	linear	.0±.3		KEYING PIN KIT	
C	v71522	MDF	10/27/97			.00±.13			
D	v81338	MDF	7/22/98	0'±2'		.000±.0051			
E	v91495	MDF	7/14/99	dr	STU STONER	02/04/93	scale 1:1		
F	v02390	JRW	10/4/00	enfr	R.DOUTRICH	02/04/93	dwg no		
G	M06-0191	MHT	5/22/06	chr	STU STONER	02/04/93	sheet 1 of 2 size		
				appd	STU STONER	02/04/93	88914 A3		
sheet index		revision sheet		G	G	type Product Customer Drawing			
		1 2							

form: A3

APPLICATION EXAMPLE



RECOMMENDED HOLE PATTERN
COMPONENT SIDE SHOWN
(2MM SIGNAL HOLE PATTERN)
(SHOWN FOR REFERENCE ONLY)



NOTES:

1. HEADER HOUSING (P.N. 88913-101) SHOWN FOR CLARITY AND DOES NOT COME WITH KEYING PIN KITS.
2. KEYING COMBINATION SHOWN WILL MATE TO RECEPTACLE 88916-X06. LOADED PIN POSITIONS ARE SHOWN SHADED.
- ③. INDICATED HOLES ARE UNPLATED



FCJconnect.com

Copyright FCJ

mat'l. code		surface ISO 1302 ✓		tolerance ISO 406 ISO 1101		projection MM		product family METRAL (tm)	
ltr		ecn no dr		date		tolerances unless otherwise specified		title	
G						.0±.3 .00±.13 .000±.0051		KEYING PIN KIT	
				0'±2'		scale 1:1		dwg no	
				dr		STU STONER 02/04/93		sheet 2 of 2 size	
				enr		R.DOUTRICH 02/04/93		88914 A3	
				chr		STU STONER 02/04/93		type	
				appd		STU STONER 02/04/93		Product Customer Drawing	
sheet index		revision sheet							