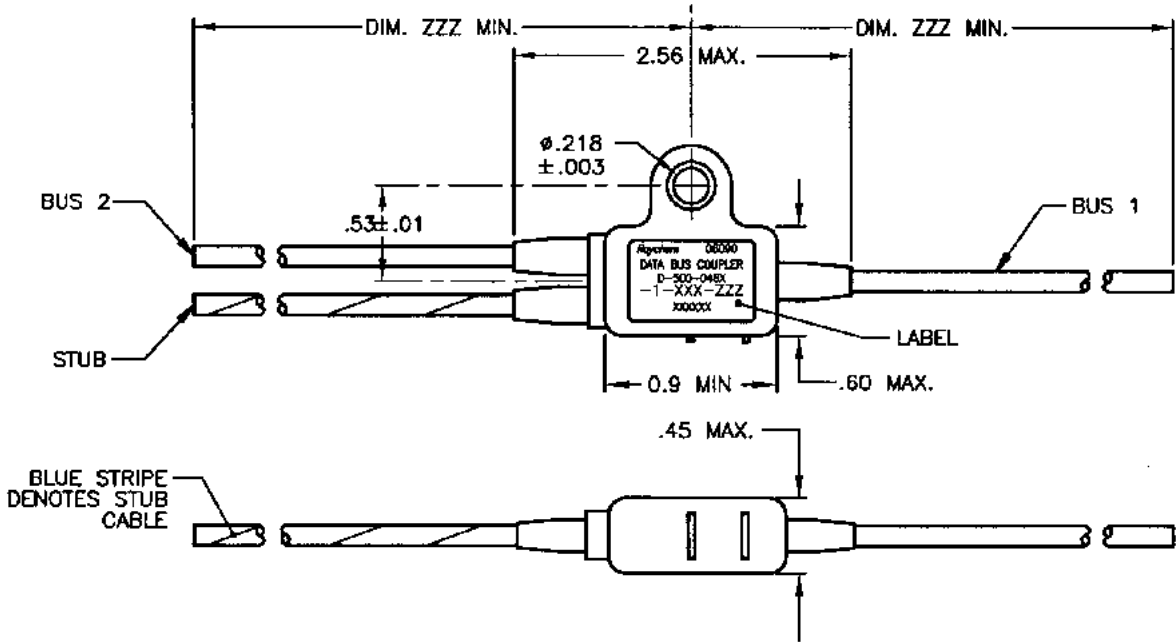


REVISIONS			
LTR	DESCRIPTION	DATE	APPROVED
N/C	RELEASED PER EGN T-20235	94Sep 14	305



COMPONENT NUMBER	BUS CABLE	STUB CABLE
D-500-046X-1-612-ZZZ	10612-24-9	10612-24-96
D-500-046X-1-613-ZZZ	10613-24-9	10613-24-96
D-500-046X-1-614-ZZZ	10614-24-9	10614-24-96

D-500-046X-1-XXX-ZZZ

SCHEMATIC
5=STANDARD (AS SHOWN)
6=REVERSE
(BUS 1 AND BUS 2 ON SAME SIDE)

LENGTH OF CABLE IN INCHES

CABLE
612=10612
613=10613
614=10614

1= SINGLE STUB

COMPONENT NUMBER

If this document is printed it becomes uncontrolled.
Check with the web for latest revision.

SPECIFICATION CONTROL DRAWING

If this document is printed it becomes uncontrolled.
Check for the latest revision.

UNLESS OTHERWISE SPECIFIED
DIMENSIONS ARE IN INCHES.
METRIC DIMENSIONS ARE
IN BRACKETS.

DECIMALS

.XXX ± — { — mm }
.XX ± — { — mm }

ANGLES

.X — ± —

WEIGHT

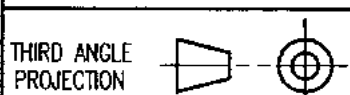
— g { — lbs }

DRAWN	D.PIQUE	95JUL06
CHECKED		
APPROVED		
APPROVED		
CAD NAME	001821-1.DWG	

tyco Tyco Electronics Corporation
Electronics 300 Constitutional Drive
Menlo Park, CA 94025 USA

Raychem

TITLE
**ONE STUB IN-LINE
DATA BUS MICRO COUPLER
04 SERIES**



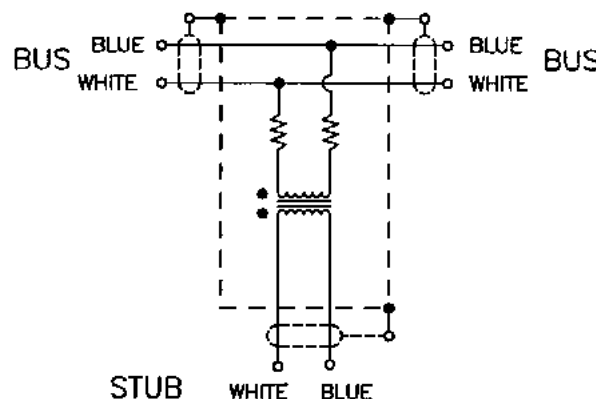
SIZE	CODE IDENT. NO.	DWG. NO.	REV
A	06090	D-500-046X-1-XXX-ZZZ	N/C

DO NOT SCALE THIS DRAWING

SHEET 1 OF 2

1. MATERIAL AND FINISHES:
 - 1.1 INTERNAL COMPONENTS:
 - TRANSFORMER TO MIL-T-21038 AND MIL-STD-1553/B
 - RESISTORS TO MIL-R-39007/9, 57.6 OHMS
 - 1.2 SHIELDED CASE: ALUMINUM PER ASTM B 618, ALLOY A03560 COND. F. OR ASTM B211, ALLOY A92017
 - 1.3 SEALED STRAIN RELIEF COVER: MODIFIED CROSS-LINKED ELASTOMER, BLACK, TO RAYCHEM SPECIFICATION RK-6713.
 - 1.4 SCREW INSERT: STAINLESS STEEL PER ASTM 276 UNS S32100.
 - 1.5 CABLE (SEE CABLE TABULATION, SHEET 1). TO RAYCHEM SPECIFICATION 1200.
2. APPLICATION:
 - 2.1 THIS COUPLER IS DESIGNED TO BE INSTALLED INTO A DIGITAL MULTIPLEX ASSEMBLY MEETING THE REQUIREMENTS OF MIL-STD-1553B.
 - 2.1.1 FOR CABLE SPLICING USE FLEXIBLE SPLICE KIT D-150-9133.
 - 2.2 FOR NETWORK LAYOUT ASSISTANCE CONSULT RAYCHEM TECHNICAL SERVICES.
 - 2.3 CABLE BEND RADIUS PER MIL-W-5088 STATIC BEND: 5 x CABLE O.D. MIN.
DYNAMIC BEND: 10 x CABLE O.D. MIN.
3. TEMPERATURE:
 - 3.1 OPERATING TEMPERATURE: -65°C TO +150°C
4. PERFORMANCE SPECIFICATIONS:
 - 4.1 TRANSFORMER MEETS THE PERFORMANCE REQUIREMENTS OF MIL-STD-1553B.
 - 4.2
5. WEIGHT:
 - 5.1 MAXIMUM WEIGHT WITHOUT CABLE: 13 GRAMS MAX.
6. ORDERING INFORMATION:
ORDER PER COMPONENT NUMBER. (SEE SHEET 1) AND DESIRED "ZZZ" CABLE LENGTH.
SPLICE KITS TO BE ORDERED SEPARATELY.
SPECIFY CERTIFICATION OF CONFORMANCE REQUIREMENTS AS SEPARATE LINE ITEM.

ONE STUB COUPLER SCHEMATIC



If this document is printed it becomes uncontrolled.
Check for the latest revision.

CAD NAME: 001821-2.DWG	DRAWN	DCP	95JUL06	SIZE	CODE IDENT. NO.	DWG. NO.
	ISSUED			A	06090	D-500-046X-1-XXX-ZZZ
DO NOT SCALE THIS DRAWING						SHEET 2 OF 2