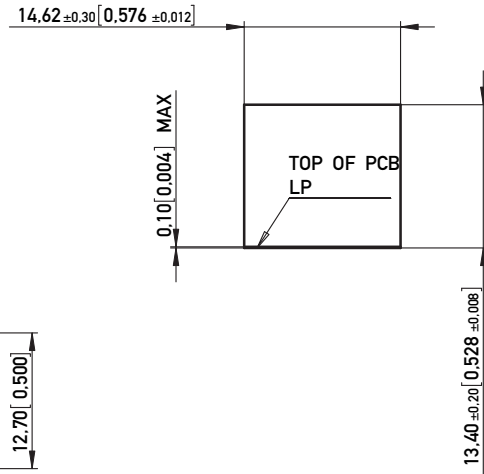
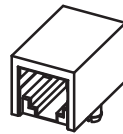
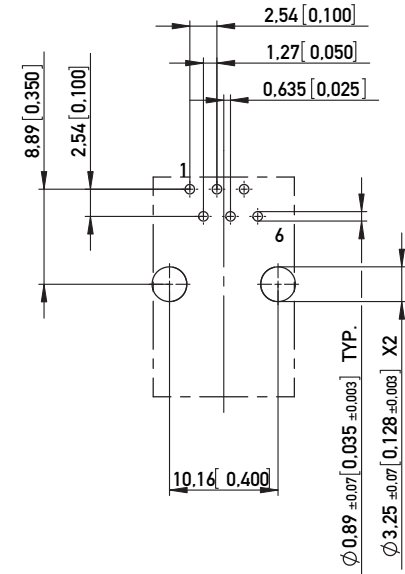


RECOMMENDED PANEL CUTOUT  
EMPFÖHLENER FRONTPLATTEN-AUSSCHNITT



RECOMMENDED PCB LAYOUT (COMPONENT SIDE VIEW)  
EMPFÖHLENES LEITERPLATTEN-LAYOUT (BESTUECKUNGSSEITE)  
TOL. ±0.05 [0.002] UNLESS NOTED



1:1

NOTE 1 : C-UL APPROVED E145613 AND MEETS FCC REQUIREMENTS  
NOTE 2 : RoHS COMPLIANT

Technical specifications

Materials & Finish	Standard applic.	Value
Insulation body	Standard description	PBT 30%
Contact material	Standard description	CuSn5
Contact finish, mating zone	Thickness of plating	30 µin Au over 50 µin Ni
Contact finish termination zone	Thickness of plating	30 µin Au over 50 µin Ni
Shell/shield material	Standard description	N.A.
Shell/shield plating	Thickness of plating	N.A.

Assembly process

Packaging	Tray
Solder temperature	235°C at 3-5s
Suitable assembly process	wave

Approvals

UL insulation body	UL 94	V0
UL File No.		E145613
RoHS compliant		Yes

Test Data Standard applic. Value

Mechanical properties	Standard applic.	Value
Insertion/withdrawal force	IEC 603-7	max. 20 N
Mechanical operations	IEC 512-5, 9a	min. 1.000
Effectiveness of connector coupling device	IEC 512-8, 15f	50 N

Electrical properties

Creepage / clearance distances

a) Contact - contact	IEC 807-3	0.52 mm
b) Contact - shell	IEC 807-3	min. 1.0 mm

Voltage proof (Dielectric Withstand Voltage)

a) Contact - contact	IEC 512-2, 4a	min. 1.000 V AC/DC
b) Contact - shell/testpanel	IEC 512-2, 4a	min. 1.500 V AC/DC
Current carrying capacity	IEC 512-3, 5b	1.5 A @ 25° C
Contact resistance	IEC 512-2, 2a	max. 30 mOhm
Insulation resistance	IEC 512-2, 3a	min. 500 MOhm

Environmental properties

Operation temperature	0 - 70° C
-----------------------	-----------

PART NO. IDENT. NR.	PCB HOLE NUMBERING PCB- BOHRUNGS- NUMERIERUNG	Scale	Designation
133146		2:1	MOD JACK - MJR 1X1, 6 POSITIONS, NON SHIELDED
133148			
133150			
Information:		Tolerances	Designation
All rights reserved. Only for Information. To insure that this is the latest version of this drawing, please contact one of the ERNI companies before using.		All Dimensions in mm(in)	133924
Subject to modification without prior notice. Drawing will not be updated.		www.ERNI.com	1 (1/1)
B	04.07.2007		A3
Index	Date		Class MJ

Copyright by ERNI GmbH  
Proprietary notice pursuant to ISO 14001 to be observed

# Mouser Electronics

Authorized Distributor

Click to View Pricing, Inventory, Delivery & Lifecycle Information:

[ERNI Electronics:](#)

[133150](#)