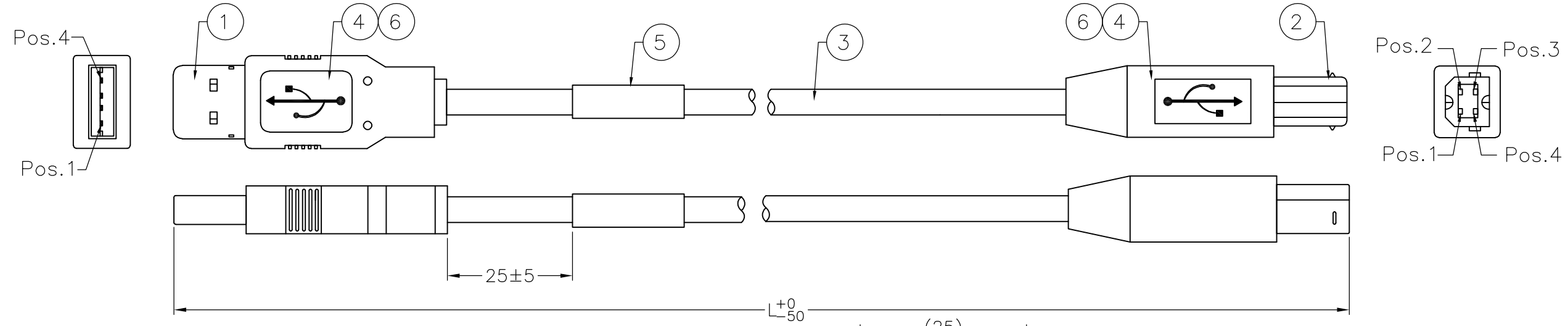


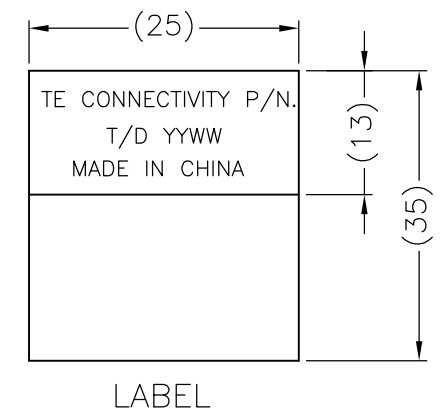
THIS DRAWING IS UNPUBLISHED. RELEASED FOR PUBLICATION
 © COPYRIGHT - By - ALL RIGHTS RESERVED.

LOC	DIST	REVISIONS					
GP	00	P	LTR	DESCRIPTION	DATE	DWN	APVD
			C1	REVISED PER ECO-11-005033	23MAR11	RK	HMR

Tooling Drawing NO.
 USB A: TR00662
 USB B: TR00664

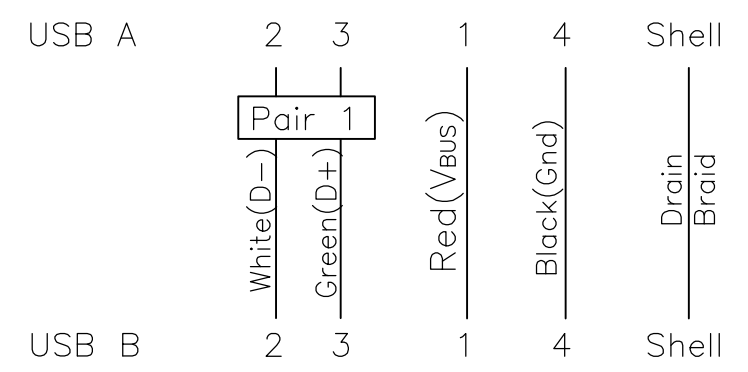


- NOTES:
1. TESTED FOR CONTINUITY, SHORTS AND OPENS, HI-POT 630V FOR 10MS.
 2. CABLE ASSEMBLY MEETS USB 2.0 STANDARDS.
 3. EXPOSED CABLE BRAID IS NOT PERMISSIBLE BEYOND OVERMOLD.
 4. THE FINAL CABLE ASSEMBLY MAXIMUM LENGTH NOT TO EXCEED 4300MM PER USB SPECIFICATIONS.
 5. MEETS REQUIREMENTS OF EU DIRECTIVE 2002/95/EC



PART NO.	1487589-1	1487589-2
LENGTH(L)	3000mm	2500mm

PIN ASSIGNMENT :



AR	AR	MR	COPPER FOIL, W: 5MM	6
1	1	PC	LABEL, 25x35mm, White 25x13mm	5
AR	AR	KG	Overmold PVC, 40P, Color: White(WH01)	4
AR	AR	MR	USB 2.0 Cable 25AWG*1P+22AWG*2C+Al/Mylar +Drain+Braid, Color: White(WH01).	3
1	1	EA	USB 4Pin Connector Contacts: Gold 30U Plated, Shell: Nickel Plated, Housing UL94V-0 B Type.	2
1	1	EA	USB 4Pin Connector Contacts: Gold 30U Plated, Shell: Nickel Plated, Housing UL94V-0 A Type.	1
-2	-1	U/M	DESCRIPTION	ITEM

THIS DRAWING IS A CONTROLLED DOCUMENT.		DWN	BOVEY LIU	25FEB02	TE Connectivity NAME CABLE ASSEMBLY, USB A TYPE TO USB B TYPE			
DIMENSIONS: mm		CHK	J.HUNT	25FEB02				
TOLERANCES UNLESS OTHERWISE SPECIFIED:		APVD	J.HUNT	25FEB02				
0 PLC ± - 1 PLC ± - 2 PLC ± - 3 PLC ± - 4 PLC ± - ANGLES ± -		PRODUCT SPEC	-					
MATERIAL		APPLICATION SPEC	-		SIZE	CAGE CODE	DRAWING NO	RESTRICTED TO
-		WEIGHT	-		A3	00779	C-1487589	-
CUSTOMER DRAWING					SCALE	N.T.S	SHEET	1 OF 1
					REV	C1		