REV.	ECN.NO.	MODIFY.CONTENT	DATE
1	S0905043	Initial release	5/20'09
2	S0907005	Change The Switch Pin	7/01'09

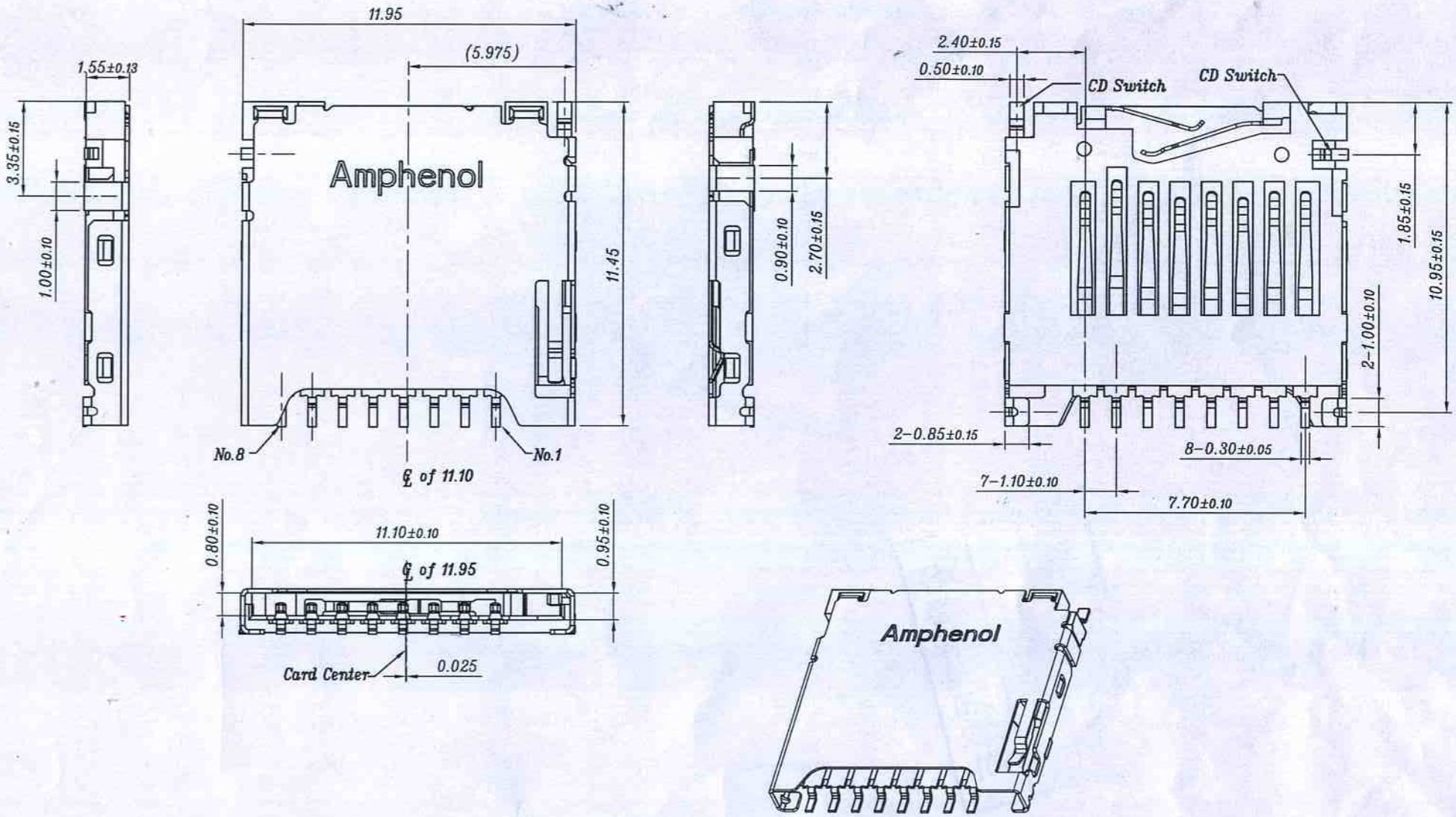

GENERAL	TOLERANCE	FILE.NO.	114-00841	PART.NO.	114-00841-68	DRAWN	Ray lee	MATERIAL		SCALE	5:1
X.±0.50	x.°± 5°	REV.	2	TITLE	Micro SD None Push Connector Top Mount	CHECKED	Jane	DATE	2009/05/20	UNIT	MM
.X±0.38	.x°± 2°	SIZE									
.XX±0.25	.xx± 1°	A4		SHEET	1/2	APPROVED	Henry.Wang	Amphenol Shouhmin Industry			

REV.	ECN.NO.	MODIFY.CONTENT	DATE
1	S0905043	Initial release	5/20'09
2	S0907005	Change The Switch Pin	7/01'09

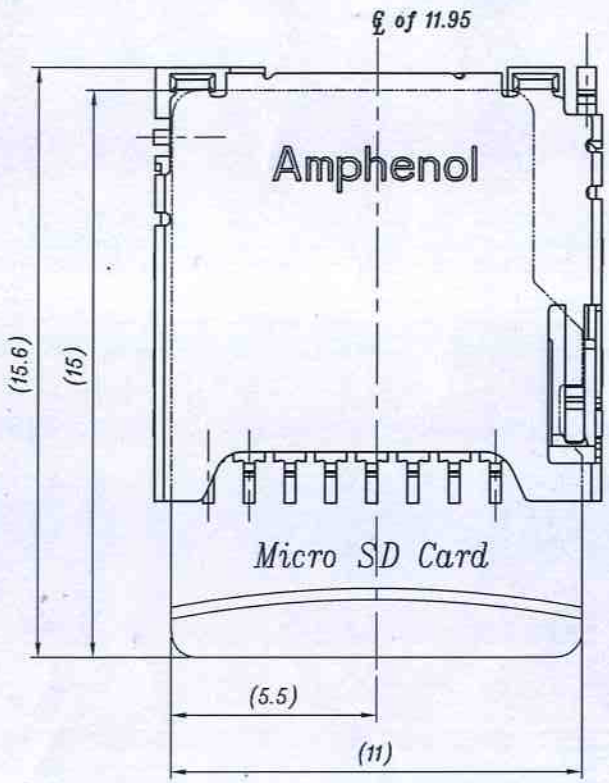

PIN Assignments

PIN NO.	Micro SD
1	Date Line[Bit 2]
2	Card Detect/ Date Line[Bit 3]
3	Command/Response
4	Supply voltage
5	Clock
6	Supply voltage ground
7	Date Line[Bit 0]
8	Date Line[Bit 1]

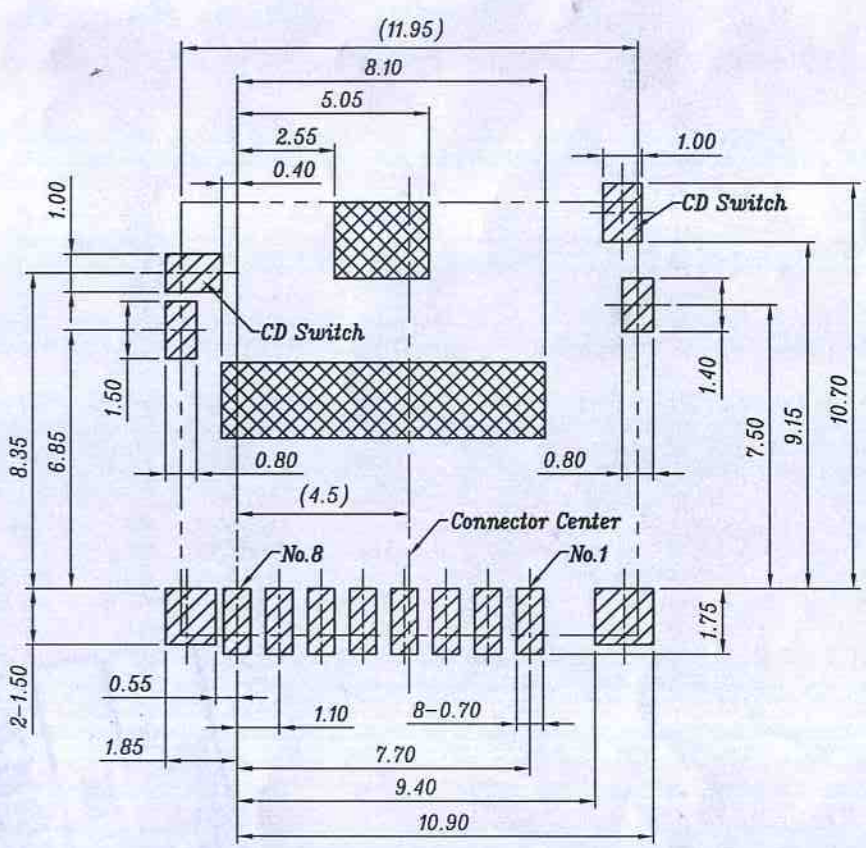

Note:

1. Material:
   - Housing: LCP Black UL 94V-0
   - Contact: Copper alloy
   - Shell: Stainless steel
2. Plating:
   - Contact Area: Plating Au
   - Solder tail: Plating Tin
   - Shell: Plating weldable Ni
3. Tail Coplanarity 0.12mm Max.
4. The Part must compliant AMSI'S ROHS SPEC.

RECOMMENDED P.C.B LAYOUT

P.C.B TOLERANCE: ±0.05

- Connector Area
- PAD Area
- Pattern Prohibited Area

GENERAL	TOLERANCE	FILE.NO.	114-00841	PART.NO.	114-00841-68	DRAWN	Ray lee	MATERIAL		SCALE	5:1
X.±0.50	x.°± 5°	REV.	2	TITLE	Micro SD None Push Connector Top Mount	CHECKED	Jane	DATE	2009/05/20	UNIT	MM
.X±0.38	.x°± 2°	SIZE		SHEET	2/2	APPROVED	Henry. Wang	Amphenol Shouhmin Industry			
.XX±0.25	.xx± 1°	A4									