

**40 Amp Model  
(with cover)**



Approximate Overall Dimensions  
3 1/4" x 2" x 2 5/8"

**90-244 THRU 90-249 WR/RBM TYPE 122**

Designed for Air Conditioning and Heating Equipment

**FEATURES**

- Low VA coil for cooler operation and increased life.
- Quiet operation.
- Universal style mounting bracket fits existing mounting holes.
- Double break contacts ensure positive make and break.
- Screw terminals or pressure connectors and double 1/4" quick connects provided on all models for easy installation.

**SPECIFICATIONS**

Insulating Material . . . . .	Contact block and carrier are high quality electrical-grade thermosetting resin
Temperature Range . . . . .	-40°F to 150°F
Mechanical Life. . . . .	Conforms to UL and ARI specifications
Electrical Life . . . . .	Conforms to UL and ARI specifications
Weight (approximate) . . . . .	9.5 oz.
Agency . . . . .	U.L. file number E12139
Coils Frequency . . . . .	50/60 Hz
Coil Insulation . . . . .	Class B (130°C)
Termination . . . . .	Pressure Connectors and Double 1/4" Q.C.
Operate. . . . .	85% of nominal coil voltage; 110% maximum safe operate
Duty Cycle . . . . .	Continuous

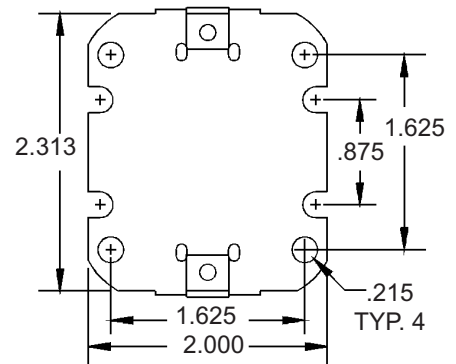
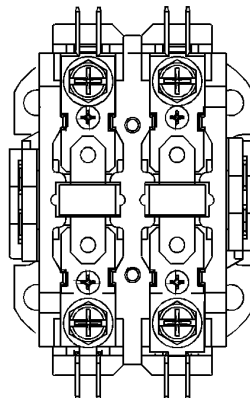
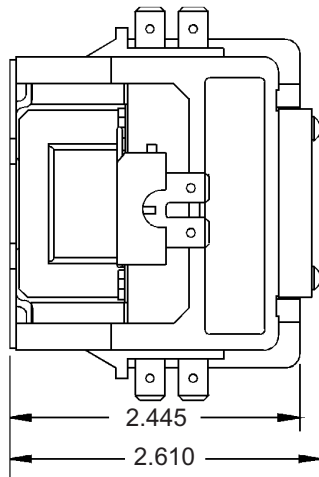
**COIL DATA**

Model Number		Voltage	Res DC	Current	Nominal	Max. Inrush
* 30 Amp	** 40 Amp	AC	OHMS	MA	VA	VA
90-244	90-247	24	11	250	6	32
90-245	90-248	120	224	50	6	32
90-246	90-249	208/240	997	25	6	32

\* 30 amp models have no cover on top as in line drawing below  
\*\* 40 amp models have cover on top as in picture above

**CONTACT RATINGS**

Type	Voltage	FLA	LRA	RES
90-244	277	30	150	40
thru	480	30	75	40
90-246	600	30	50	40
90-247	277	40	200	50
thru	480	40	100	50
90-249	600	40	80	50



**30 Amp Model (No Cover)**

RELAYS and TRANSFORMERS